

CLAYPAVE

CONCRETE PAVERS

Naturally best.



Australian Made

PARAGON CONCRETE PAVERS

CLAYCO



Paragon Buff

Paragon Cream

Paragon Latte

Paragon Wheat


Paragon Sand

Paragon Pearl

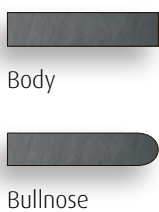
Paragon Pewter

Paragon Charcoal

Paragon Bullnose —
Buff, Cream, Latte,
Wheat, Sand, Pearl,
Pewter, Charcoal



Paragon pavers are slip resistant pavers with a refined slate texture. They are designed for walkways, driveways and are salt safe for use around swimming pools. These large format pavers are available in eight warm and neutral colours.




Paver type	Sizes(mm)	Application
Paragon Buff/Cream/Latte/Wheat/ Sand/Pearl/Pewter/Charcoal	400 x 400 x 45mm 500 x 500 x 45mm	Pedestrian, Domestic Vehicle, Salt safe for swimming pool areas

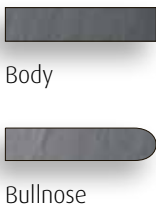
Pedestrian Domestic Vehicle Salt safe for swimming pool areas
 Must be adhered to concrete slab by licensed tradesman

JUBILEE CONCRETE PAVERS

CLAYPAVE



Claypave's Jubilee range offers a different and unique stone texture suitable for walkways, driveways and swimming pools. These pavers are designed to complement modern architectural designs. Available in eight colours.



Paver type	Sizes(mm)	Application
Jubilee Buff/Cream/Latte/Wheat/ Sand/Pearl/Pewter/Charcoal	400 x 400 x 45mm 500 x 500 x 45mm	Pedestrian, Domestic Vehicle, Salt safe for swimming pool areas

Pedestrian Domestic Vehicle Salt safe for swimming pool areas
 Must be adhered to concrete slab by licensed tradesman

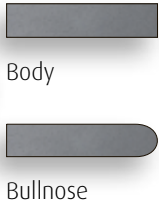
SOVEREIGN CONCRETE PAVERS



The Sovereign range of large format concrete pavers provides a subtle sandstone finish. They are available in eight standard colours and are suitable for all applications.



Paver type	Size(mm)	Application
Sovereign Buff/Cream/Latte/Wheat/ Sand/Pearl/Pewter/Charcoal	400 x 400 x 45mm 500 x 500 x 45mm	
	Domestic	Salt safe for swimming pool areas
	Must be adhered to concrete slab by licensed tradesman	



Claypave's concrete pavers are a hand made high quality wet cast cementitious product. As a product containing natural materials some of the Claypave concrete pavers will have colour variation and some size variations. If the order is of more than one pallet, the pavers must be blended during installation.

STORAGE Make sure all product is protected whilst waiting for installation. Leave all Claypave concrete pavers packed until ready to be laid. Do not stack or place Claypave concrete pavers in a manner for which they are not intended, this may lead to marking.

CUTTING Use a brick saw or grinder saw with a diamond blade. Be sure to clean off any slurry and/or dust immediately or staining may occur.

LAYING Claypave recommends installation by a licensed tradesman. Leave pavers wrapped on pallets until you start to pave. **DO NOT STACK PAVERS;** this may lead to hydration marks. If any pavers are moist from hydration, they should be placed face side up to dry before laying.

CLEANING/SEALING Claypave recommends all of their concrete pavers should be sealed. Cleaning and sealing using a professional contractor is recommended. **DO NOT USE ACID TO CLEAN CLAYPAVE CONCRETE PAVERS.** Sealing and the upkeep of the sealer will help to protect the product and reduce the risk of stains. Hot water and a scrubbing brush are recommended for cleaning any marks/stains. For information regarding which sealer is most suitable for your project, contact Claypave.

EFFLORESCENCE Claypave have very few problems with efflorescence. However it is an inherent problem within the clay and masonry industry, as it is a natural occurring phenomenon and is beyond our control. Therefore no guarantee can be given. To prevent the potential risk of efflorescence, the application of a sealer is recommended as soon as possible. Adhering to manufacturer's instructions and good drainage will reduce the risk of efflorescence. Some form of efflorescence can appear to resemble a wet stain. If this occurs, action is required immediately and it is advised you contact Claypave for the best results. Industry studies show that efflorescence will in time break down.

POOL COPING Make sure surface to be glued is wirebrushed and clean of loose material/dust prior to installation. Claypave guarantee product only and will not cover installation costs. Failure to comply with any of our recommendations may void warranty.

CLAYPAVE CONCRETE PAVERS

Naturally best.

Chum Street, Dinmore Qld 4303 Australia
 Phone: +61-7 3282 1444 or 1800 809 729
 Fax: +61-7 3282 2686
 E-mail: claypave@claypave.com
 www.claypave.com

N.B. Colour variation is normal in all our concrete products. All sizes are nominal. All pavers should be laid as per the relevant Australian Standards and Specifications. The colour and textures indicated in this brochure are as accurate as can be represented by the printing process.

Your nearest distributor