

GENERAL INFORMATION ABOUT KHOREZM REGION

BORDERS WITH:

- The Republic of Turkmenistan (379.5 km) from the South and South-West.
- The Republic of Karakalpakstan (278 km) from the North-West and North.
- Bukhara region (47 km) from the South-East.

Key information about Khorezm region



Territory
6100 sq. km



Center of the region
Urgench city



Population
1,8 mln.



Official currency
"Sum" – UZS



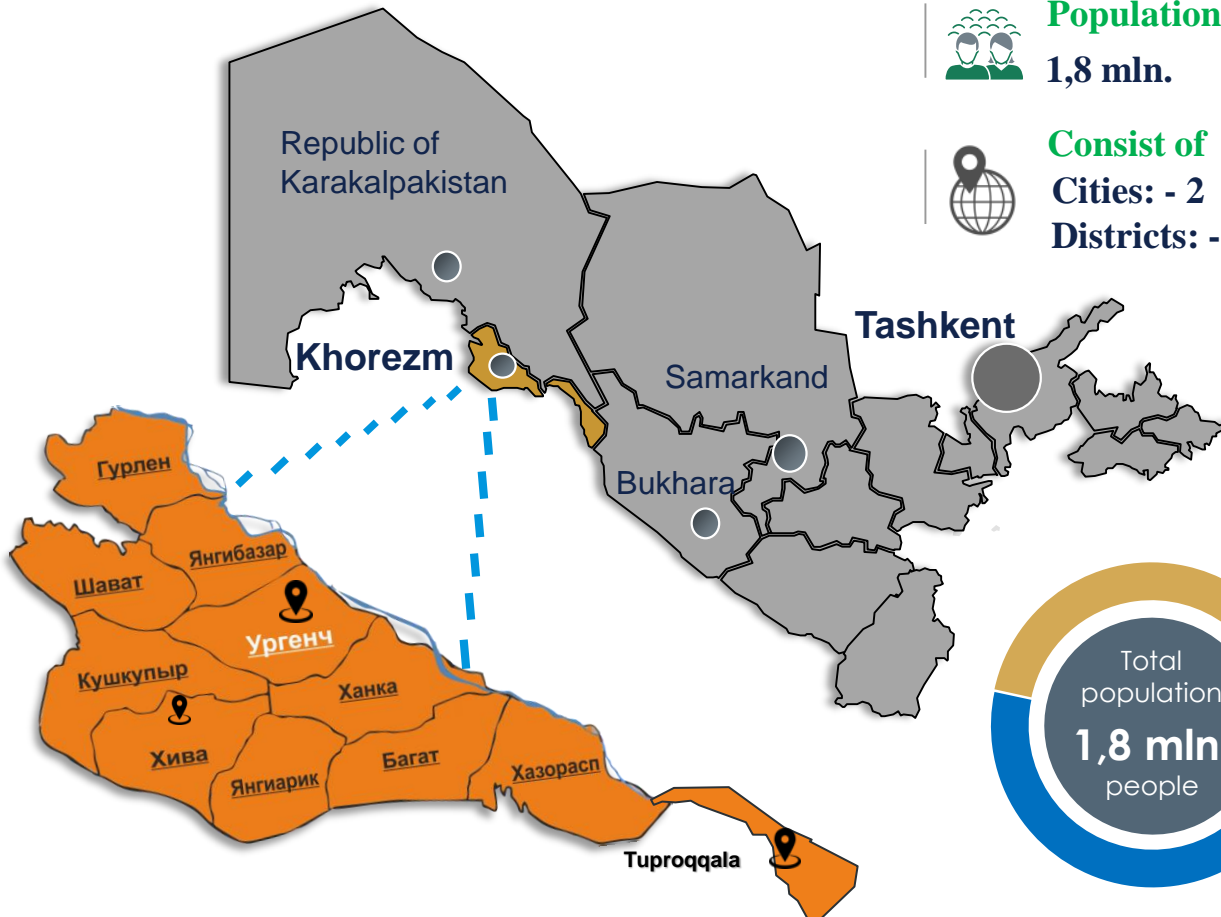
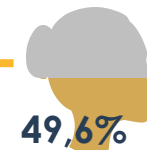
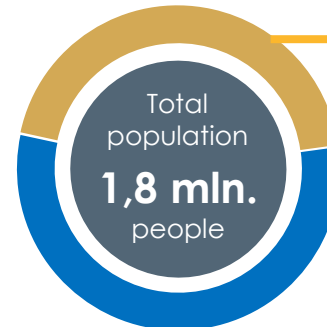
Consist of
Cities: - 2
Districts: - 11



Language
Uzbek

The number of economically active population :
- 786 020 people

Total employed population
- 711 804 people



RAILWAY AND ROAD INFRASTRUCTURE

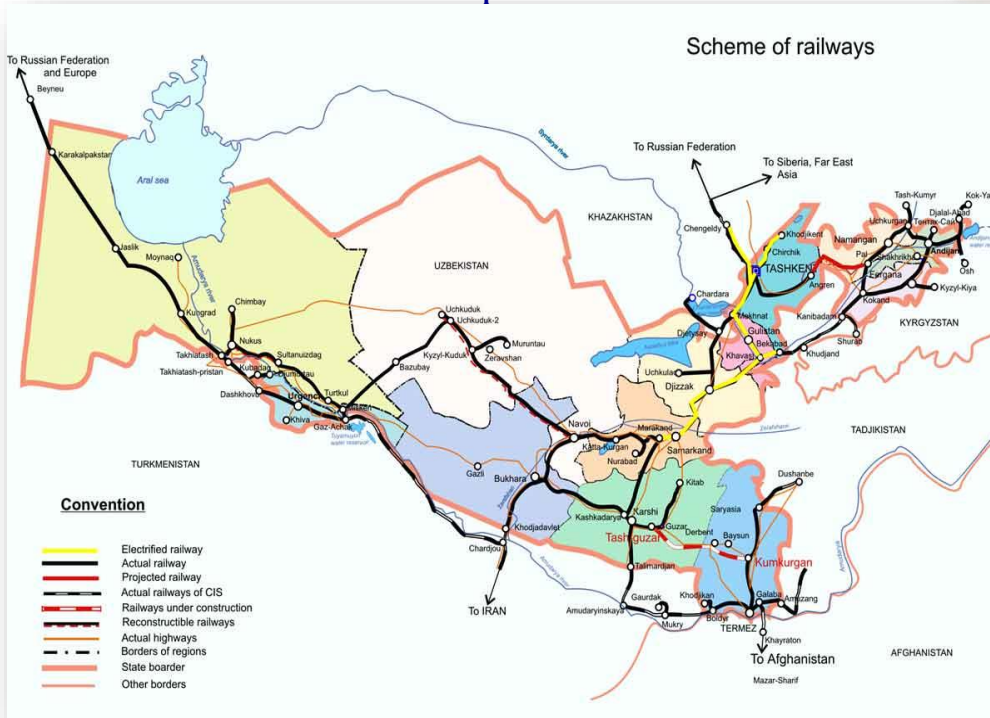
Railway stations - trains connect to **Bukhara**, **Samarkand**, **Tashkent**, **Andijan**, as well as to the **Russian Federation** and the **Republic of Kazakhstan** ...

There are 4 railway stations in:

Urgench city,

Khiva city,

Shavat district and Hazarasp district



Railways (length km.):

Urgench:

Urgench — Tashkent-1100 km.

Urgench — Samarkand-680 km.

Urgench – Russian Federation-3000 km.

Urgench – Republic of Kazakhstan-1500 km.

Khiva:

Khiva — Urgench - 36 km.

Khiva – Bukhara - 350 km.

Hazarasp district:

Khazarasp district – Urgench - 87 km

Shavat district:

Shavat Shavat district — Urgench - 65 km

“URGENCH INTERNATIONAL AIRPORT”



Distance to major cities:

Moscow – 2 h 45 min

Paris – 8 ч 55 мин

Milan – 7 h 25 min

Tokyo – 9 h 30 min

S.T Petersburg - 4 h 20 min

Frankfurt – 8 h 15 min

Istanbul – 5 h 15 min

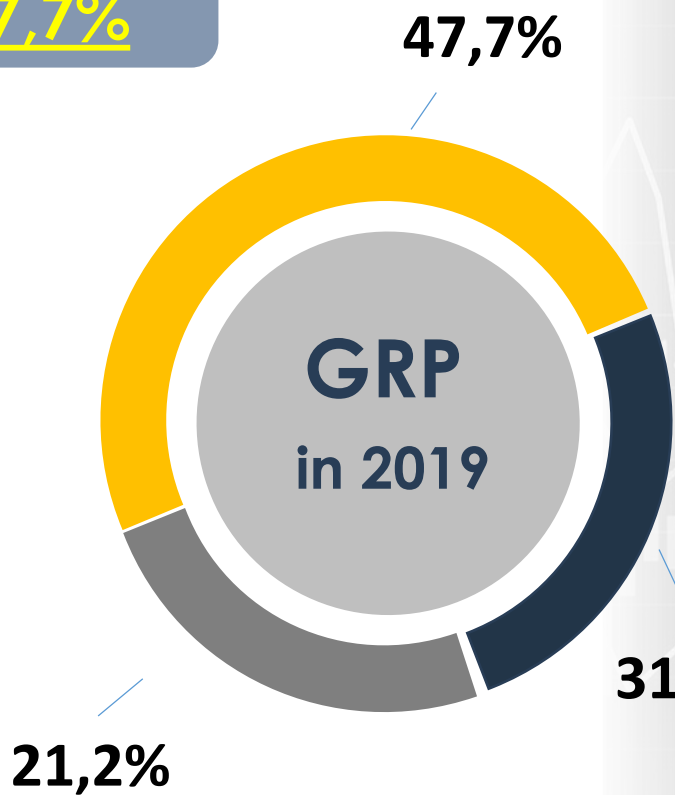
Almaty – 1 h 45 min

+ 47 international destinations from Tashkent

ECONOMIC INDICATORS OF KHOREZM DISTRICT

“ GRP growth
in 2019.:
107,7%”

“ in 2019,
GRP of Khorezm region
amounted to
19 136,5 billion soums
(2 150,1 mln. USD.)”



AGRICULTURE



SERVICE SECTOR



CONSTRUCTION

AGRICULTURE



in 2019
agricultural output:
14877,3 млрд. сум



CROP PRODUCTS

6595,4 billion UZS

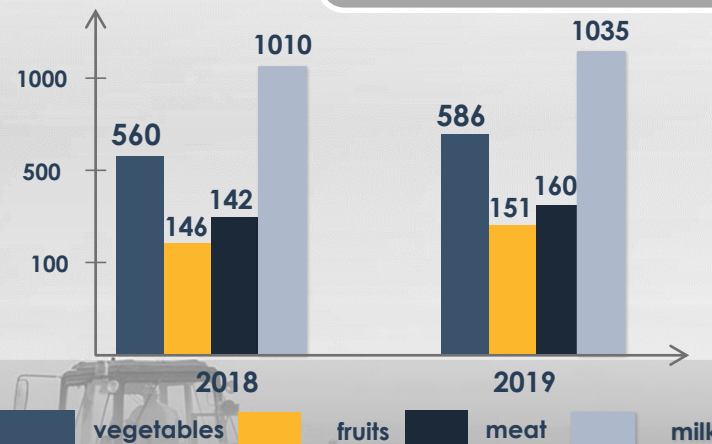
Production growth – **109,1%**



LIVESTOCK PRODUCTS

7817,5 billion UZS

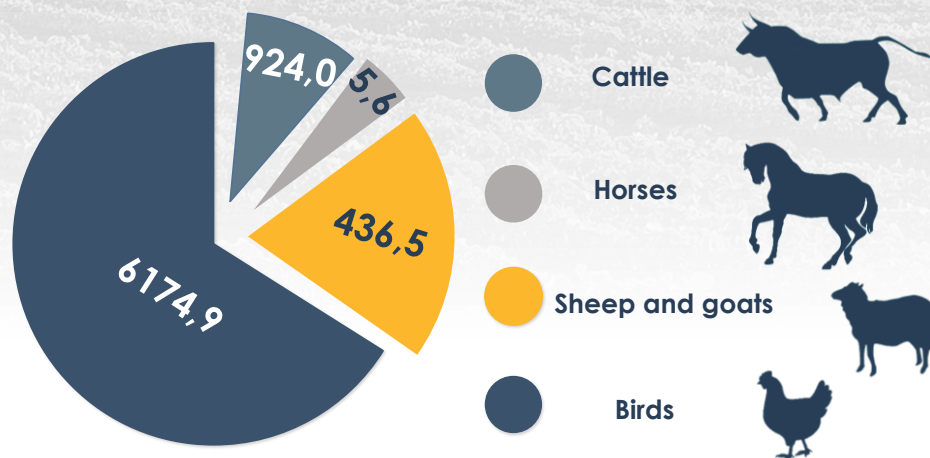
Production growth – **102,0%**



Dynamics of agricultural production volumes (thousand tons)
2018-2019




Agricultural
production growth
in 2019 :
105,7%



Number of livestock and birds as of 2019 (thousand goals)

AGRICULTURE



Meat products
160 thousand tons



Milk
1036 Thousand tons



Eggs
506 mln units



Fishes
16,2 thousand tons



Honey
1009 tons



Fruits and berries
146 thousand tons



Cotton - 257 thousand tons



Cereal
434 thousand tons



Vegetables
586 thousand tons



Melon
140 thousand tons



Potatoes
120 thousand tons



Grapes
43,1 thousand tons

AGRICULTURE

The rate of processing of main agricultural products:

Cotton – 46%

Milk – 10%

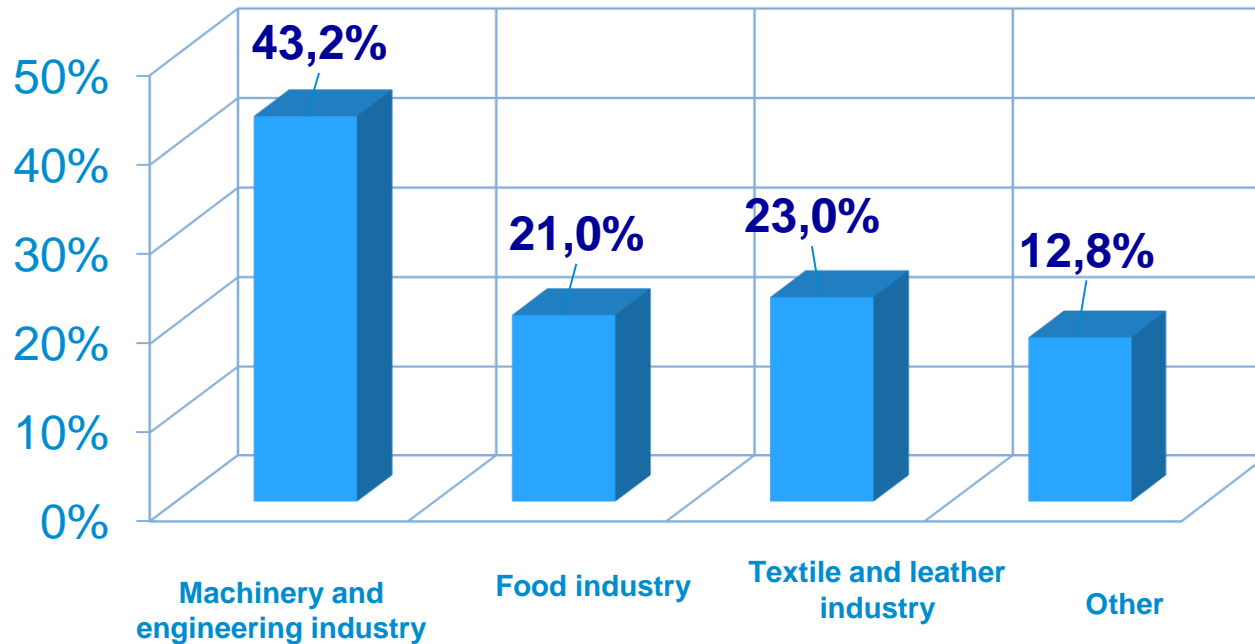

Meat – 8%


Fruits and grapes – 10%



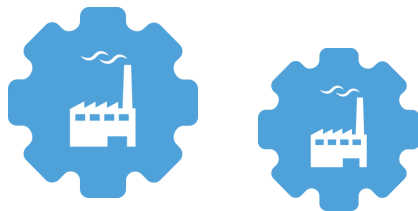
INDUSTRY

“ Industrial production growth
111,7%
(8811,6 billion. UZS)





Large industrial enterprises



“UzAvto Motor” Khorezm branch

Production of cars Annual capacity -
60.0 thousand units.



JV “UzXCMG” (Uzbekistan-China)

Excavator Production Annual
capacity - 5.0 thousand units.



INDUSTRY



LLC «FEEDGRAN»

Production of granular and non-granular companies Annual capacity –
10.0 thousand tons



JV LLC «KATQAL'A – TEKS»
Manufacture of hosiery Annual capacity –
70 million pairs



LLC «Darital shoes»
Shoes manufacturing, annual capacity of
100 thousand pairs



LLC “Khiva Silk Fabrik”
Silk yarn production Annual capacity –
200 tons.



Industry

JV LLC «Khorazm shisha idishlari»

Production of glass products, annual capacity - 25 million pieces



LLC “Tillo Domor”

Dairy production Annual capacity – 4000 tons



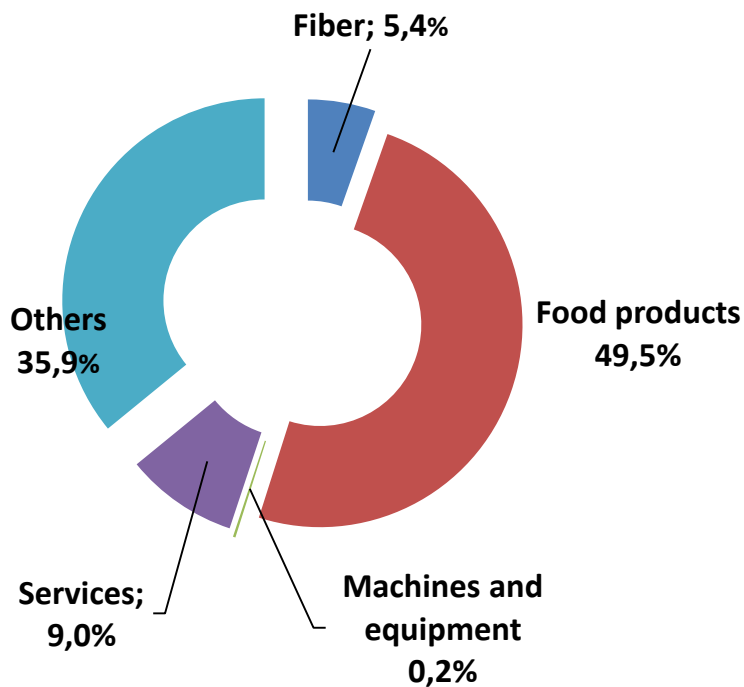
JV LLC “Khorazm Qovunlari”

Agricultural products processing Annual capacity - 400 tons

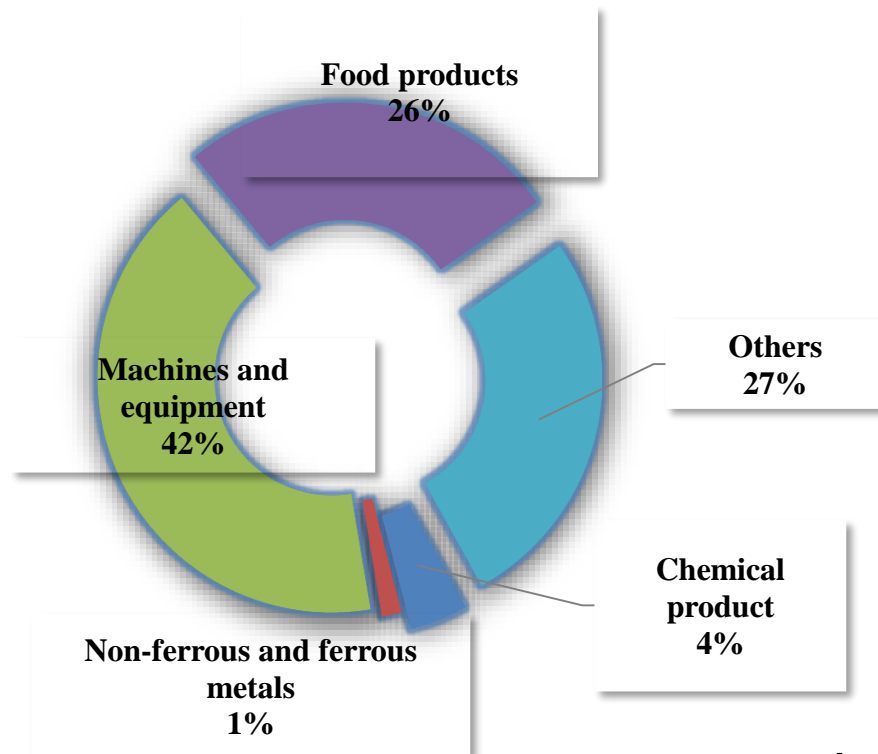


COMMODITY STRUCTURE OF FOREIGN TRADE TURNOVER OF THE KHOREZM REGION IN 2019

EXPORT



IMPORT

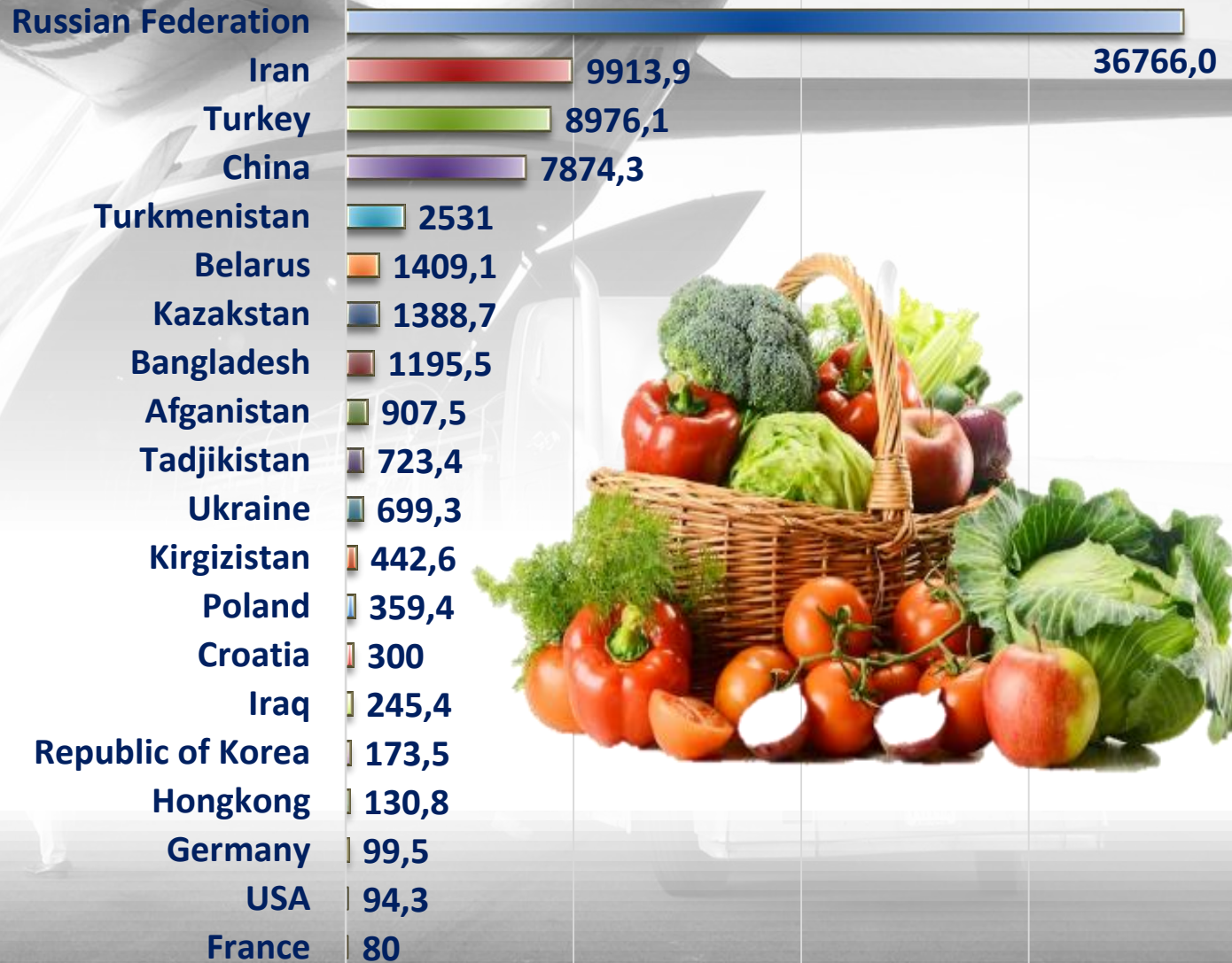


mln. dollars

	Total	Fiber	Chemical products and plastics	Non-ferrous and ferrous metals	Energy carrier	Machines and Equipment	Food products	Services	Others
Export	139,7	7,6	0,8	0,1	1,4	0,2	69,2	12,5	47,9
Import	410,9	-	16,6	5,6	1,7	170,8	108	-	108,2

EXPORT GEOGRAPHY

In thousand dollars



Joint Venture Companies in Khorezm region *(as of 01.04.2020)*

Number of joint ventures

162



Turkey - 25



Russia - 39



Turkmenistan - 34



South Korea - 11



China - 12



Republic of
Belarus- 1



Iran - 5




USA - 5



Kazakhstan - 8



Switzerland - 5



Others - 18



THANK YOU FOR YOUR ATTENTION!!!

The department for investments and
foreign trade of Khorezm region
Address: 23 st. Al-Khorazmiy , Urgench city,
220100, Khorezm region, Uzbekistan
Tel.: +99891 275-66-75
+99897 513-55-99
Fax: +99862 223-13-20
Email: khorezm@invest.gov.uz,
invest2khorezm@mail.ru