



Van Raam

Manufacturer of special needs bikes





Content

1. About Van Raam	3
2. Van Raam Group	14
3. Regulation and safety	20
4. Van Raam special needs bikes	22
5. Popular options for a Van Raam bicycle	32
6. Pedal support and smart e-bike	33
7. Purchasing a Van Raam bicycle	35
8. What does a special needs bicycle mean to people?	37
9. Van Raam vision	42
10. Van Raam online	43

1. About Van Raam

- ✓ Producer of unique special needs bikes
- ✓ Working on inclusive mobility for all
- ✓ > 15.000 bicycles annually
- ✓ Over 250.000 Van Raam bike users
- ✓ Produces bicycles for people who cannot cycle on a 'regular' bike
- ✓ Complete in-house production



Benefits of Van Raam

- ✓ Proud familie business with over 110 years of experience
- ✓ World market leader with a large network and a trusted name
- ✓ Quality and sustainability is very important to Van Raam. Van Raam has one of the cleanest and most sustainable factories in the Netherlands
- ✓ Innovative company with a modern factory:
 - Innovative machinery
 - Latest technologies
 - Modern product line
- ✓ Customer oriented approach and responds to their needs
- ✓ Production and customisation of the bicycles takes place in house
- ✓ Well-trained and passionate employees



Van Raam through the years

Started as a blacksmith's shop by H. Van Raam and Sons in Amsterdam



1910

Production of the first bicycle frame

1933

Relocation to Aalten

600 m²



1971

Piet Boezel takes over Van Raam



1984

Production of the first special needs bike. See here why



1986

Why did Van Raam start making adapted bikes?

- An acquaintance of Mr. Boezel had a brain haemorrhage in 1986
- Mr. Boezel was asked to make a bicycle for balance problems
- A tricycle was made and received with great enthusiasm
- The need for adapted bikes started to grow, and different types of adapted bikes were introduced
- Up to this day, Van Raam still produces special needs bikes



More focus on production of special needs bikes

Ronald Ruesink joins Van Raam



1.200 m2

Production of the first wheelchair bike



1991

Marjolein Boezel joins Van Raam



1993

Production of the first type of the duo bike



1995

Jan-Willem Boezel joins Van Raam

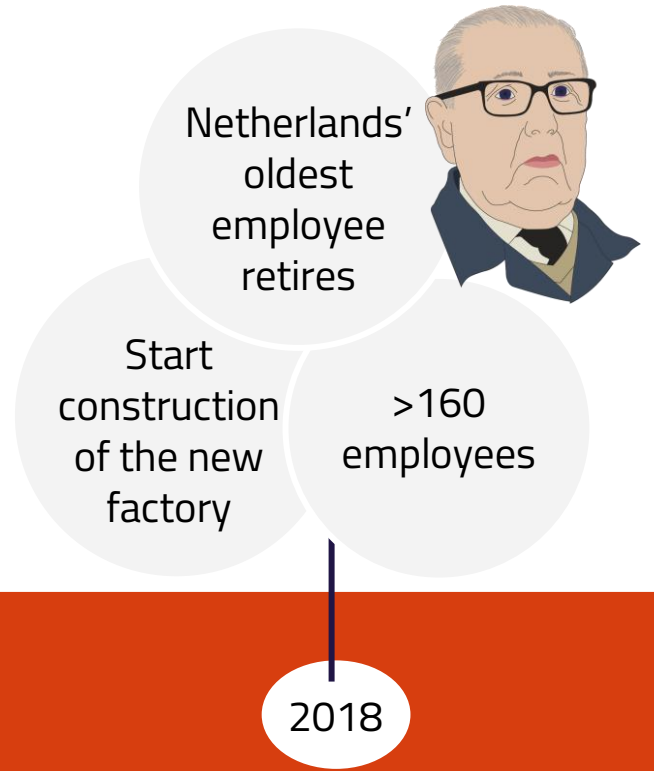
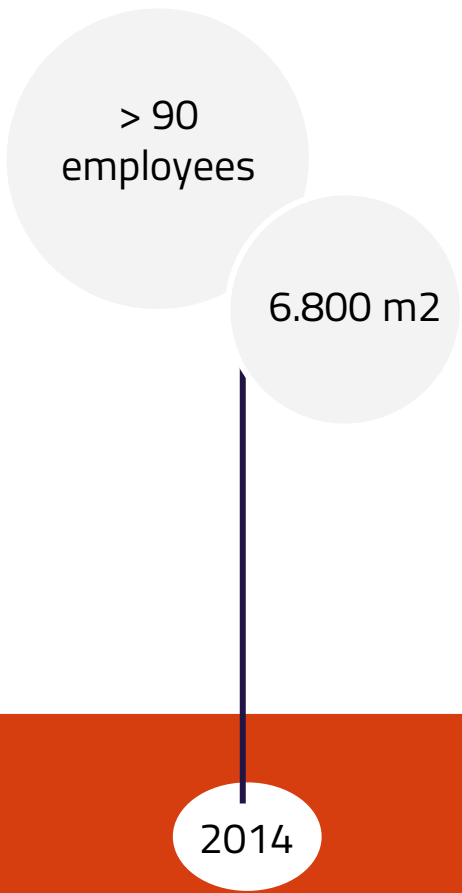
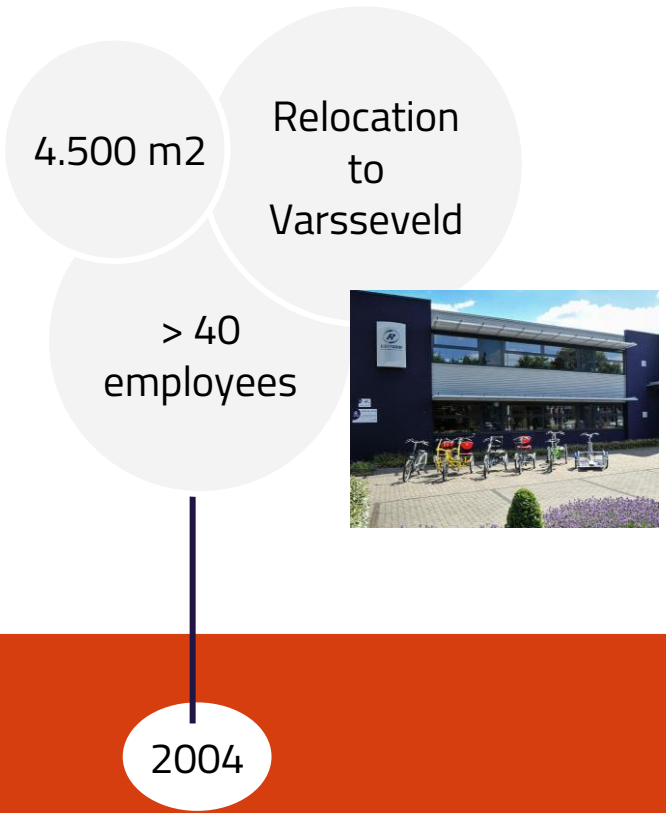
1.800 m2



1998

Marjolein, Jan-Willem and Ronald take over the company

2001



>230 employees

Establishment of subsidiary [GoCab](#)

Relocation to new premises: 13.500 m2



2019

Establishment of subsidiary [Your Plastic Solutions](#)



Expansion to Poland



2020

Start of the new building at Van Raam in Varsseveld

2021

New premises in Varsseveld put into operation

18.000 m2

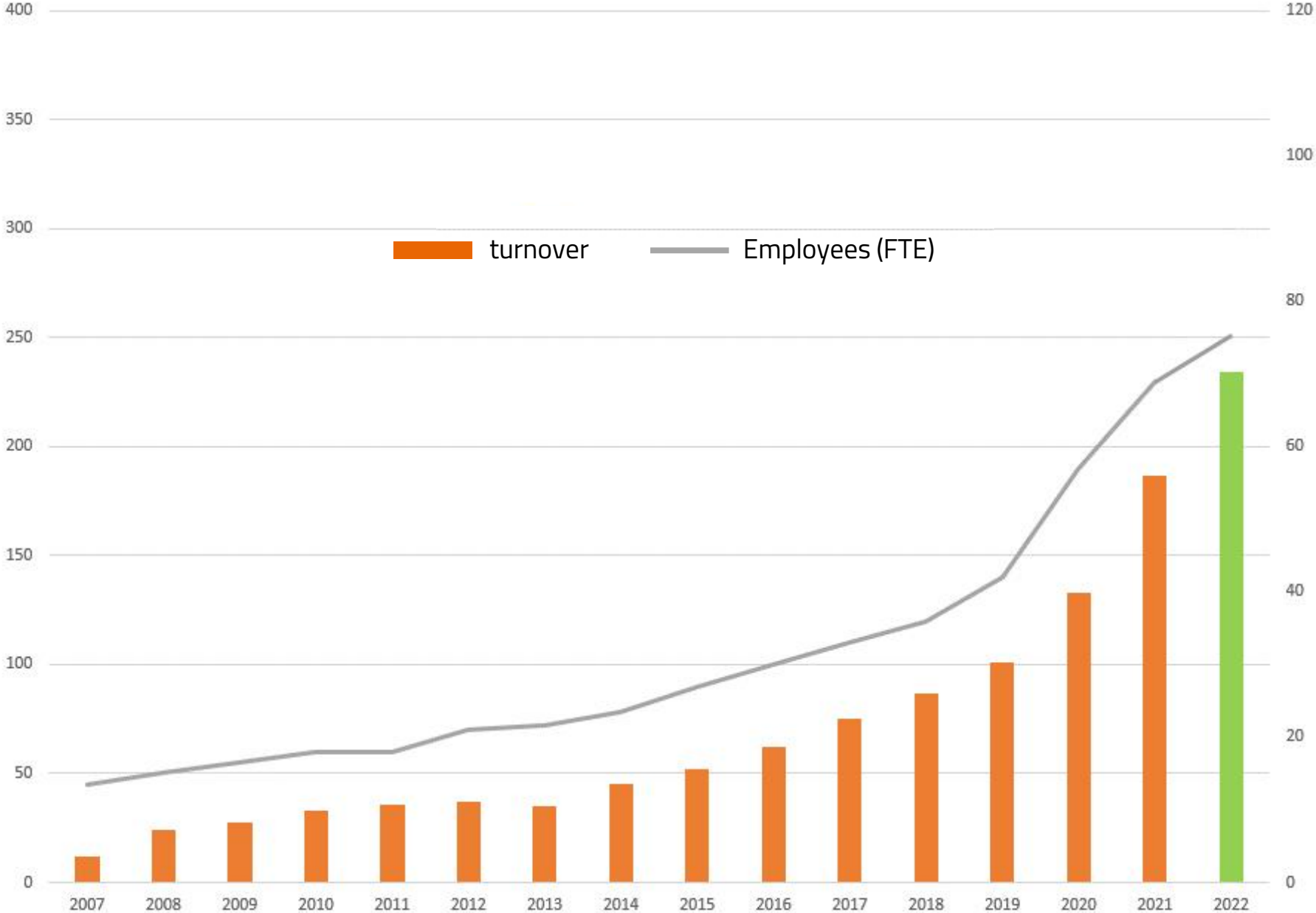
> 245 employees

Establishment of subsidiary [Your CNC Solutions](#)



2022

Expansion of Van Raam Group



Mission and vision from Van Raam

Mission

“Van Raam offers sustainable and contemporary mobility to people with a disability.”

Vision


“Van Raam makes a difference for people who cannot ride a standard two-wheel bike. Through a customized bike, people get outside, go out, connect with each other. For people who cannot cycle independently, Van Raam has several multi-person bikes, which allows this group to experience the ultimate cycling pleasure with a companion.”

Let's all cycle!



Innovative company

- ✓ Smart e-bike
- ✓ 3D printers
- ✓ 3D scanners
- ✓ Welding robots
- ✓ Line production
- ✓ Powdercoating
- ✓ Testing equipment
- ✓ Innovative air humidification
- ✓ Smart Industry & Working
- ✓ Corporate Social Responsibility
- ✓ Innovatiehub Innovar (Internships)
- ✓ Collaboration with schools and Universities



Innovation is rewarded

- ★ Finalist of the Koning Willem I Award (2020)
- ★ Guus Hiddink Business Award (2019)
- ★ Eurobike Gold Award for rickshaw bike Chat (2019)
- ★ ExtraEnergy test for the pedal support (2019)
- ★ Gelderland Factory of the Future price (2018)
- ★ MKB innovation top 100 (2018 and 2012)
- ★ Smart People Award (2015)



2. Van Raam Group



Van Raam Reha Bikes B.V.

245 FTE + 20 students | 18.000 m2 building
| 3.5 hectares of land



Van Raam International Sp. Z.o.o.

55 FTE | 6.500 m2 building | 5 hectares of land



Van Raam GoCab B.V.

9 FTE + 3 students | 500 m2 building



Your Plastic Solutions

7 FTE + 2 students | 2.200 m2 building
| 2.700 m2 land



Your CNC Solutions by Van Raam

7 FTE | 1.000 m2 building



Van Raam Ideeënfabriek

7 FTE + 9 students | 500 m2 building



Van Raam International Sp. Z.o.o.

- Within 6 months from acquisition to full in production
- Blasting, powder coating and assembly
- 50% of the assembly takes place here
- From 2023 also welding
- Location: Wykroty (Poland)



Van Raam GoCab B.V.

- Manufacturer and Sales of the GoCab
- Transport for the childcare market (bicycle taxi)
- www.gocabbike.com
- Location: Varsseveld (the Netherlands)



Your Plastic Solutions


- Supplier of plastic components
- Techniques
 - 3D printing
 - Vacuum moulding
 - Injection moulding
- Also produces for third parties
- www.yourplasticsolutions.com
- Location: Terborg (the Netherlands)

 **YOUR
PLASTIC
SOLUTIONS**
We make it



Your CNC Solutions by Van Raam

- Focuses on both serial and single piece lathe and milling work
- Also surface grinding, series sawing, keyway broaching, hardening, welding and assembling
- www.yourcncsolutions.com
- Location: Varsseveld (the Netherlands)




YOUR CNC SOLUTIONS
by *Vanraam*

Van Raam Ideeënfabriek

- Idea generator for the future
- Location: Varsseveld (the Netherlands)

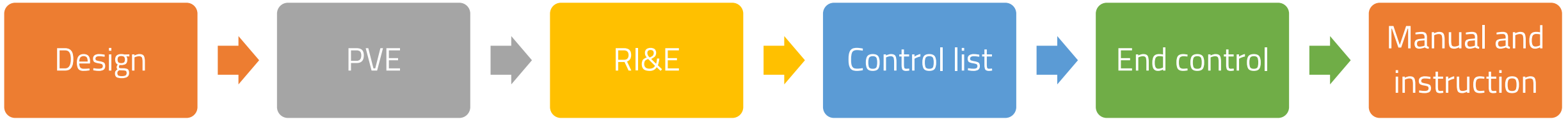


IDEEËN FABRIEK



3. Regulation and safety

The design process



Eisengroep	Nummer	Eis	Omschrijving eis bronbestanden	Lettel / risico / faalwijze	Risicoevaluatie				Toelichting risico		
					T	M	S	F		R	V
ALGEMEEN											
2. Ergonomie	2.1	Zittingsinstellingen document	Begrijpen van gebruiksaanwijzing	Kans op schade bij overloops of gewaagd rijden	B	04	F1	P2	V2	4	Ruikbaarheid in de kant op een doek instructie is het zeer belangrijk. Ziek is de ontwerp selectie.
	2.2	De zitting is diagonaal									
	2.3	Zowel de bestuurscranklengte is maximaal									
3. Onderhoud	3.1	Uitgangspunt is een gemiddelde slijtage onderdelen	Veelke gevaren kan abnormaal gebruik en/of overbelasting van het hulpmiddel met zich meebrengen?	Kans op ernstige verwonding door aanrijding	B	02	F1	P1	V2	5	Gedurende het ontworpen gebruik kan de gebruiker schade aan het hulpmiddel of aan zichzelf of anderen veroorzaken. Het is de taak van de gebruiker om de juiste manier van gebruik te volgen.
	3.2	Slijtage onderdelen									
	3.3	Kwaliteit van de lagers									
	3.4	Slijtage onderdelen									
	3.5	Kettingensysteem									

Controle lijst - Easy Rider 3

Productie order nummer: _____

Uitvoering	Omschrijving controlepunt
<input type="checkbox"/>	Ingangcontrole Frame heeft de juiste kleur en is vrij van beschadigingen en productiefouten. Zie ook instructiekaart ABC-locaties. CE-sticker is aanwezig en op de juiste plek geplakt.
<input type="checkbox"/>	Werkplek 1 Bevestiging swingarm aan achterbrug is op juiste moment aangedraaid. Elektrische motor en ankerplaat zijn op de juiste wijze en met het juiste moment gemonteerd. Bouten onder en bovenaan de vering zitten vast.
<input type="checkbox"/>	Werkplek 2 Lagerbussen zijn op de juiste wijze gemonteerd. Remhendels aan het stuur zitten vast en op de juiste positie.
<input type="checkbox"/>	Werkplek 3 Crank is met het juiste moment aangedraaid. De ketting heeft de correcte spanning en uitlijning en is zo geluidzaam mogelijk gemonteerd. Remplaten zijn op de juiste wijze gemonteerd en zitten vast. Naafmoeren van versnellingsnaaf zijn vastgedraaid.
<input type="checkbox"/>	Werkplek 4 Remschijf(bouwtjes) liggen aangesloten op remschijf. Juiste type band en ventiel is gemonteerd en de loopplichting is goed. Remklauwbout voorzijde is op het juiste moment aangedraaid. Voorwiel quick release zit goed vast. Stelbout kruiskoppeling is aanwezig en goed gemonteerd.
<input type="checkbox"/>	Werkplek 5 Remschijf is aanwezig en op de juiste plek gemonteerd.
<input type="checkbox"/>	Werkplek 6 Remschijf is aanwezig en op de juiste plek gemonteerd.

Instellen van de fiets

Voordat je de fiets in gebruik neemt, stelt je deze in op de afmetingen van de hoofdbestuurder en rijder. Dit is van essentieel belang, vooral voor de zitting en het stuur.

Als een optimale instelling met de omschreven instructies niet mogelijk is, kun je contact opnemen met je dealer voor een passende oplossing.

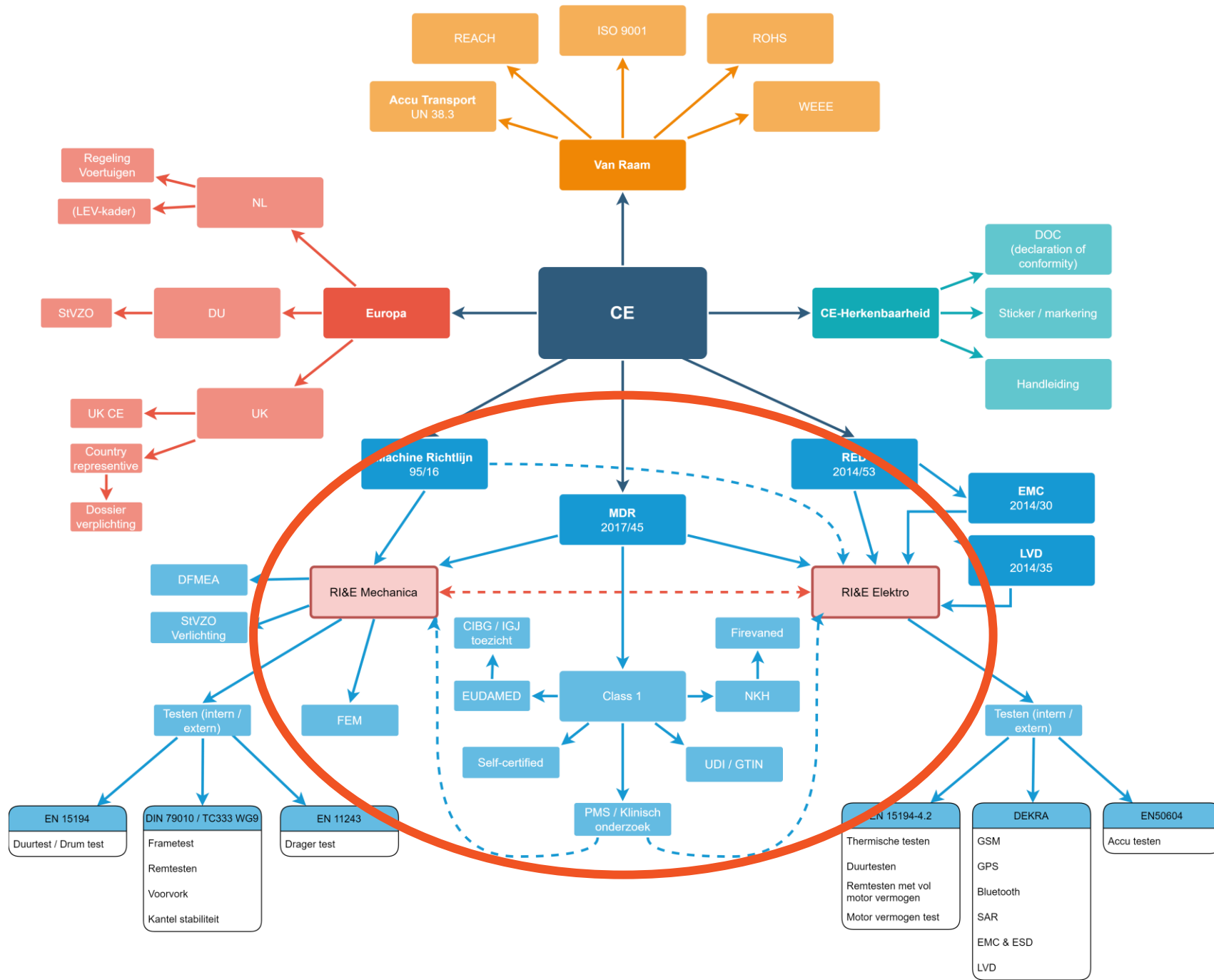
De remmen zijn standaard correct afgesteld en mogen alleen door de dealer tijdens het reguliere onderhoud gecontroleerd en afgesteld worden.

Zorg dat vingers en overige ledematen niet bekneld raken bij het instellen van de fiets.

Positie zitting

Om de positie van de stoel correct in te stellen zet de berijder een voet op het pedaal in de uiterste stand vanaf de berijder. Stel de positie zodanig in dat in die situatie het been gestrekt is, maar nog wel ontspannen.

- Trek de hendel naar boven.
- Schuif de zitting naar de juiste positie en laat de hendel vervolgens weer los.





4. Van Raam special needs bikes

Production of special needs bikes



Design



Production frame



Blasting and power coating



Spoking wheels



Collecting parts



Assembly



Final inspection



Possible target groups

Anyone who cannot ride a standard two-wheel bike (anymore). Examples are:

- Uncertainty getting on and off the bike
- Mild to severe balance problems
- Fear of falling
- Nerve disorder
- Muscle disorder
- Brain disease
- Mental disability
- Physical disability
- Visual problems
- Heart or lung problems
- Dwarfism
- Prosthetics
- Obesity
- Etc.

Cycling individually

Tricycles



Easy Rider tricycle



Easy Rider Rider Small



Easy Sport recumbent trike



Easy Rider Compact tricycle



Maxi traditional tricycle



Maxi Comfort tricycle with low step-through



Midi traditional tricycle



Mini children's tricycle



Husky children's tricycle



Viktoria tricycle with two front wheels



Viktor tricycle with two front wheels

Mobility scooter bike



Easy Go scooter bike

Low step-through bike



Balance bike with a low step through

Walking aid



City walking aid

Cycling together

Duo bikes



Fun2Go side-by-side tandem bike



FunTrain side-by-side tandem trailer



The FunTrain is easy to connect to the Fun2Go

Tandems



Twinny tandem for adults



Twinny Plus tricycle tandem for adults



Kivo tandem for child + adult



Kivo Plus tricycle tandem for child + adult

Wheelchair bikes



OPair wheelchair bike



VeloPlus wheelchair transport bike

Transport bike



Chat rickshaw transport bike

Van Raam specials

If a standard Van Raam bicycle with options still does not meet the user's needs, we will create a special fully customised bike.



Shoulder control




Stand-up tricycle

5. Popular options for a Van Raam bicycle



Mirrors



Walker holder preparation



Gear lever



Basket



Rotating seat



Floating pedal



Foot fixation



Large variety of colours

6. Pedal support and smart e-bike

Own pedal support system since 2011: **Silent System**. The motors, batteries, controller, Smart display and software are developed by and for Van Raam.

The pedal support is available on all Van Raam bikes except for the Husky tricycle for children and the City walking aid. The rickshaw bike, Chat, and the Easy Go are equipped with the pedal support by default.

Characteristics

- ✓ Smart e-bike
- ✓ Easy to use
- ✓ Starting aid / launch control
- ✓ Cycling both forwards and backwards (in case of a bike with three wheels)
- ✓ Three individual adjustable support modes
- ✓ Powerful electric motors, almost noiseless
- ✓ Modern and efficient electronics
- ✓ High quality and safe batteries

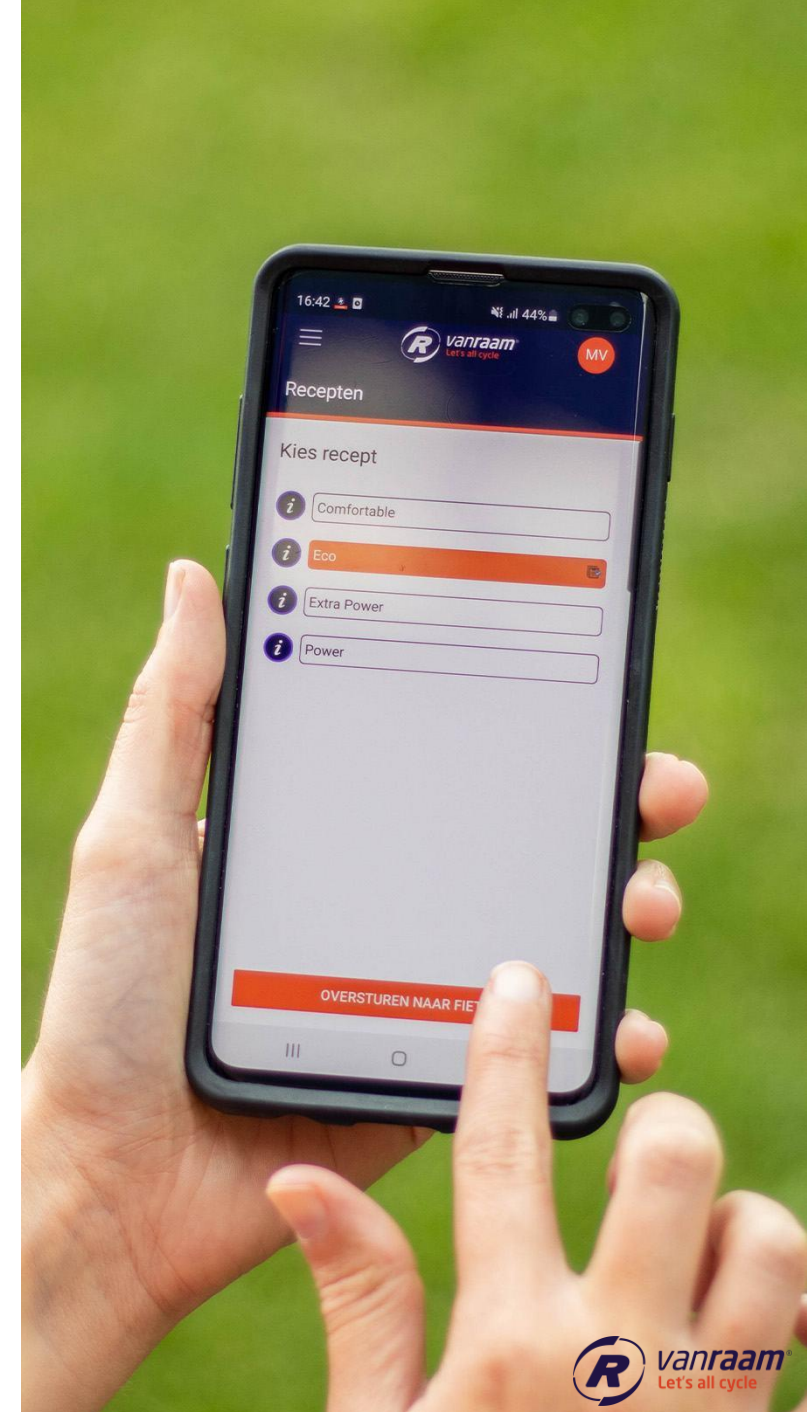


E-bike app for smart e-bike

- ✓ Use as a luxury bike computer
 - Current speed
 - Battery status
 - Total cycled distance
- ✓ Changing bicycle settings
- ✓ View the cycled routes
- ✓ View information about the bike (type, color, motor, etc.)
- ✓ Send a SOS message with GPS location



E-bike app



7. Purchasing a Van Raam bicycle

Step 1

The search starts

- 🔍 www.vanraam.com
- 📍 Van Raam dealers



Step 2

Financing

- 📷 Purchase it yourself
- 💰 Fundraising
- 🏛️ Third party, a municipality for example

Step 3

Get to know Van Raam

- 📅 Schedule a test ride
- ⚙️ Decide which options suit you
- 📄 Receive the quote of your bike

Step 4

To the Van Raam dealer

- 📄 Take the quote to a dealer near you
- ✅ The dealer orders the bike

Step 5

Yes, I'm going to cycle (again)!

- ✅ You receive a message that your bike is waiting for you
- 🚲 Receive your bike and take a bike ride!





Van Raam dealers

- ✓ Several dealers in more than 20 countries
- ✓ This can be, for example, a bicycle shop, a tool supplier, a service partner or a rental location.
- ✓ A Van Raam bicycle can be ordered from a Van Raam dealer.
- ✓ Visit www.vanraam.com/dealers and find out which dealer is near you.

8. What does a special needs bicycle mean to people

Customer experiences on the website



"I like to go out on my bike. Due to an accident, I can no longer bend my right leg very far. After using a mobility scooter for 1.5 years, I now have an Easy Rider electric tricycle."

John Boegman - Doetinchem de Huet



"I have been in possession of an Easy Sport for about a month now and I want to let you know that I am very satisfied. The bike is very well adjustable on my body and I feel absolutely safe with it."

Bernard Van Maele - Menen (Belgium)



"My name is Rosita Rampertaap, I'm 34 years old and I live in Brummen. For years I have a tricycle made by Van Raam. I have the Midi model, since I'm not that big. I have this because of my handicap."

Rosita Rampertaap - Brummen



"My wife has had a brain hemorrhage, which has made her partially sighted. Cycling or driving a car independently is no longer an option. With the two seater tricycle we can go out again."

Ton and Sjanie Verdult - Roosendaal



"My sister was an Olympic hopeful marathon runner and part of the USA Track and Field Team. Twelve years ago she was struck by an auto while on a run."


Peter Crain - Minneapolis



"Dorian has FOXP1 syndrome and cannot cycle independently. We now have the Kivo Plus and enjoy cycling very much and have many wonderful moments together."

Els Ottens Seggers - Garsthuizen

Enjoy life and remain independent



Gunda Krauss



Diederik Wierenga

Projects and organisations with Van Raam bicycles

Fietsmaatjes (Cycling buddies) project



Edwin Van der Sar Foundation



Royalties on Van Raam bikes

King Willem-Alexander on the Fun2Go duo bike

King Willem-Alexander visited the Fietsmaatjes foundation in Warmond (the Netherlands) in 2019 and took a ride on a Van Raam Fun2Go duo bicycle.



[View the article on our website](#)

King Charles on the Fun2Go duo bike

King Charles and his wife Camilla visited Northern Ireland on 22 March 2022. During this visit, they also took a ride on the Van Raam Fun2Go companion cycle.



[View the article on our website](#)

9. Van Raam Vision



10. Van Raam online

For more information, experiences and videos have a look at:



Website: www.vanraam.com



YouTube: www.youtube.com/vanraamvarsseveld



Facebook: www.facebook.com/vanraam.bikes



Instagram: www.instagram.com/van_raam



Twitter: www.twitter.com/vanraambikes



Pinterest: nl.pinterest.com/vanraambikes



LinkedIn: www.linkedin.com/company/van-raam