

PERSPECTIVE INVESTMENT PROJECTS

PERSPECTIVE DIRECTIONS FOR INVESTMENT

LIST OF PROJECTS



ALUMINUM PLATES

\$30 million

Pavlodar region



COPPER PIPES

\$100 million

Karaganda region



AUTOMOTIVE STEEL

\$50 million

Karaganda region



METAL STAMPING

\$6,6 million

The precise location is being determined.



AUTOMOTIVE GLASS

\$16 million

Kyzylorda region



CAR RIMS

\$6,6 million

Pavlodar region



PUMPS

\$11,7 million

Karaganda region



SANITARY CERAMIC PRODUCTS

\$7,4 million

Astana city, Karaganda region.



INTERIOR DOORS

\$22,8 million

NKR, Pavlodar region



WALLPAPERS

\$25 million

Atyrau region



OFFICE PAPER

\$20 million


Almaty city



COTTON FIBER FABRIC

\$22 million

Turkestan region



POLYESTER FIBER FABRIC

\$25 million

Shymkent city



LEATHER

\$22 million

Almaty region



SHOES

\$9 million

Almaty region

ALUMINUM INDUSTRY

THIS PROJECT AIMS TO PRODUCE ALUMINUM PLATES, SHEETS, STRIPES, OR TAPES



Pavlodar region



Investment value

~ \$30
MILLION

Market value of RK 🇰🇿

\$27 **7**
MILLION THS TONS

Market value of EAEU 🇰🇿

\$170 **45**
MILLION THS TONS

CURRENT SITUATION IN THE INDUSTRY

manufacture
260
THS TONS

overproduction
42
THS TONS

potential
218
THS TONS


Processing factories
required

PRODUCTION COMPETITIVE ADVANTAGE IN RK PRICE = LME - 5%

COPPER INDUSTRY

A PROPOSED PROJECT AIMED AT MANUFACTURING COPPER PIPES, TUBES, AND FITTINGS



Karaganda region

Karaganda region



Investment value

~ \$100

MILLION

Market value of RK 

\$17

MILLION

2

THS TONS

Market value of EAEU 

\$395

MILLION

32

THS TONS

CURRENT SITUATION IN THE INDUSTRY

manufacture

453

THS TONS

overproduction

7

THS TONS

potential

445

THS TONS



Processing factories
required

PRODUCTION COMPETITIVE ADVANTAGE IN RK PRICE = LME – 5%

AUTOMOTIVE INDUSTRY

THE PRODUCTION OF STEEL FOR THE AUTOMOTIVE INDUSTRY



Karaganda region



Karaganda region

Demand

78

THS TONS PER YEAR

Investment value

~ \$45-50

MILLION

Project capacity

80

THS TONS PER YEAR

Workplaces

200

PEOPLE

The current state of the industry is as follows:

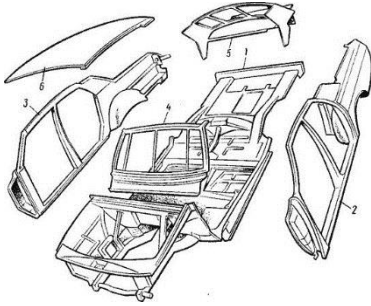
Currently, metals produced in Kazakhstan do not meet automotive industry requirements.

Allur and Astana Motors are interested in the project.

Advantages: A significant reduction in cost, increase in localization and exports, and development of related industries in the automotive sector.

AUTOMOTIVE INDUSTRY

METAL STAMPING



The precise location is being determined.



Demand

50

THS UNITS PER YEAR

Investment value

30 / \$6,6

BILLION TG

MILLION

Project capacity

30

THS UNITS PER YEAR

Workplaces

70

PEOPLE

The current state of the industry is as follows:

This project aims to substitute imports by producing locally. Currently, there are no metal stamping projects available in Kazakhstan.

Advantages: Significant cost reduction, increased competitiveness, increased localization share in the automotive industry, and the development of related industries.

AUTOMOTIVE INDUSTRY

THE PROCESS OF MANUFACTURING GLASS USED IN AUTOMOBILES.



Kyzylorda region

Kyzylorda region



Payoff time

8

YEARS

Investment value

~ 7,5 / \$16

BILLION TG

MILLION

Project capacity

100

THS PIECES PER YEAR

Workplaces

16

PEOPLE

The current state of the industry is as follows:

The only manufacturer of sheet metal glass is **Orda Glass LLP**, in the city of Kyzylorda.

Uniqueness: On average, it lowers imports by **\$6.6 million**.

AUTOMOTIVE INDUSTRY

THE PROCESS OF MANUFACTURING CAR RIMS.



Pavlodar region



Pavlodar region

Demand

~ 1

MILLION PIECES
PER YEAR

Investment value

~ 30 / \$6,6

BILLION TG

MILLION

Project capacity

2

MILLION PIECES PER
YEAR

Workplaces

100

PEOPLE

Uniqueness: Implementation of the project will contribute to 100% import substitution and the export of products with high-added value.

POTENTIAL PARTNERS

KAZAKHSTAN



*"Vector" is an operating factory that produces aluminum wheels for cars in the Customs Union, using advanced technology and modern equipment.
The factory is designed to produce one million wheels per year.
Produce over 90 different wheel models, and we are actively developing an additional 43 models.*

ELECTRO-TECHNICAL MACHINERY

PRODUCTION OF LIQUID PUMPS WITH FLOW METERS



Karaganda region



Karaganda region

Investment value

~ \$11,7

MILLION

Market value of RK 🇰🇷

\$153 7

MILLION

THS PIECES

Market value of EAEU 🇰🇷

\$735 63

MILLION

THS PIECES

CURRENT SITUATION IN THE INDUSTRY

manufacture

\$35

MILLION

export

\$2,4

MILLION

import

\$114

MILLION



High import dependence

PRODUCTION COMPETITIVE ADVANTAGE IN RK PRICE = LME - 5%

SANITARY CERAMIC PRODUCTS

PRODUCTION OF SANITARY AND HOUSEHOLD PRODUCTS



Astana city, Karaganda region



Payoff time

2,3

YEARS

Investment value

\$7,4

MILLION

Project capacity

200

THS PIECES

Workplaces

51

PEOPLE

CURRENT SITUATION IN THE INDUSTRY

manufacture

0%

import

100%

Demand

\$270

MILLION



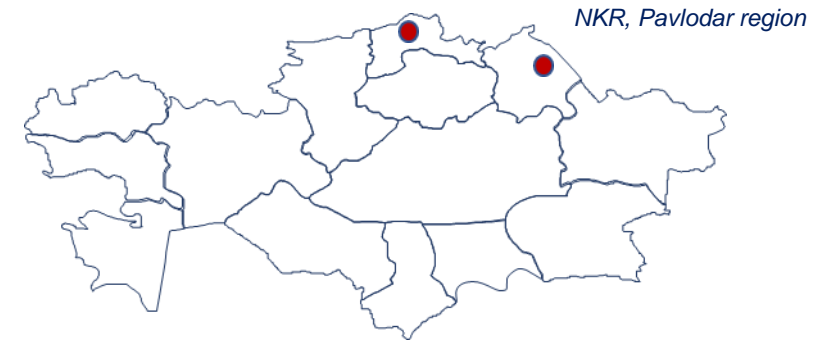
Processing factories
required

WOOD PROCESSING INDUSTRY

The process of manufacturing interior doors.



North Kazakhstan Region & Pavlodar region



Payoff time

2,1

YEARS

Investment value

\$22,8

MILLION

Project capacity

1,2

MILLION PIECES

Workplaces

102

PEOPLE

CURRENT SITUATION IN THE INDUSTRY

manufacture

10%

import

90%

demand

\$93

MILLION



Processing factories
required

WOOD PROCESSING INDUSTRY

WALLPAPER PRODUCTION PROJECT



Atyrau region



Investment value

~ \$25
MILLION

Market value of RK 

\$78 **20**
MILLION THS TONS

Market value of EAEU 

\$162 **44**
MILLION THS TONS

CURRENT SITUATION IN THE INDUSTRY

manufacture
0%


import
100%

Demand
23,5
MILLION SQ. M.


Processing factories
required

WOOD PROCESSING INDUSTRY

OFFICE PAPER PRODUCTION PROJECT



Almaty city



Investment value

~ \$20
MILLION

Market value of RK 

\$62 **51**
MILLION THS TONS

Market value of EAEU 

\$170 **90**
MILLION THS TONS

CURRENT SITUATION IN THE INDUSTRY

manufacture
5%

import
95%

Demand
20,4
MILLION PACKS
OF A4


Processing factories
required

COTTON FIBER FABRIC PRODUCTION PROJECT



Turkestan region



Investment value

~ \$22
MILLION

Market value of RK 

\$31 **9,4**
MILLION THS TONS

Market value of EAEU 

\$327 **73**
MILLION THS TONS

CURRENT SITUATION IN THE INDUSTRY

Manufacturing
cotton fiber
\$55
MILLION THS TONS

The process of turning
cotton fibers into
fabric.
21
million sq. m.

potential
\$200
million sq. m.



Processing factories
required

There are advantages to producing cotton fibers in RK.- 52 THS TONS

TEXTILE INDUSTRY

PROJECT FOR THE PRODUCTION OF FABRICS FROM POLYESTER FIBERS (POLYESTER)



Shymkent city



Investment value

~ **\$25**

MILLION

Market value of RK 

\$37

MILLION

22

THS TONS

Market value of EAEU 

\$515

MILLION

154

THS TONS

CURRENT SITUATION IN THE INDUSTRY

manufacture

0

overproduction

22

THS TONS

potential

154

THS TONS



Processing factories
required

There is currently a shortage of polyester production due to a lack of availability of raw materials.

LEATHER PRODUCTION PROJECT



Almaty region



Investment value

~ **\$20**
MILLION

Market value of RK 

\$7 **0,5**
MILLION THS TONS

Market value of EAEU 

\$70 **6,7**
MILLION THS TONS

CURRENT SITUATION IN THE INDUSTRY

hide production

3,4
MILLION HIDES

processing
into leather

1,2
MILLION SQ.M.

potential

7,2
MILLION SQ.M.



Processing factories
required

The number of hides produced in the RK is 3.4 million pieces.

SHOES PRODUCTION PROJECT



Almaty region



Investment value

~ \$9

MILLION

Market value of RK 

\$547 63

MILLION

THS TONS

Market value of EAEU 

\$4 450 357

MILLION

THS TONS

CURRENT SITUATION IN THE INDUSTRY

leather production

1,2

MILLION SQ.M.

Shoe production

1,5

MILLION PAIRS

potential

28

MILLION PAIRS



Processing factories
required

The number of hides produced in the RK is 3.4 million pieces.

**THE LIST OF NECESSARY PLANTS
FOR DEVELOPMENT IN THE REPUBLIC OF KAZAKHSTAN**

SECTORS FOR DEVELOPMENT IN THE REPUBLIC OF KAZAKHSTAN

CONTENT:

| Name | QUANTITY REQUIRED FACTORIES | IMPORT RK | | IMPORT EAEU | |
|---|--------------------------------|-----------------------|------------------|-----------------------|-------------------|
| | | <i>THS US dollars</i> | <i>tons</i> | <i>THS US dollars</i> | <i>tons</i> |
| OIL AND GAS ENGINEERING | 20 | 1 490 227 | 117 719 | 9 695 470 | 720 608 |
| ELECTROTECHNICAL MACHINERY | 20 | 1 350 411 | 138 825 | 8 810 145 | 674 831 |
| AGRICULTURAL MACHINERY ENGINEERING | 20 | 584 807 | 102 773 | 2 818 933 | 408 427 |
| RAILROAD MACHINERY | 20 | 393 588 | 164 988 | 903 886 | 416 770 |
| MINING MACHINERY | 20 | 1 024 449 | 170 379 | 5 882 160 | 896 354 |
| MACHINERY | 20 | 7 916 702 | 430 722 | 33 597 862 | 1 489 704 |
| AUTOMOBILE MACHINERY | 20 | 4 166 754 | 515 545 | 20 774 705 | 2 522 643 |
| APPLIANCES | 20 | 1 159 414 | 149 904 | 5 899 936 | 840 770 |
| CONSTRUCTION MATERIALS | 20 | 813 529 | 2 763 034 | 2 494 521 | 4 407 836 |
| CHEMICAL INDUSTRY | 20 | 1 927 072 | 1 142 750 | 7 483 774 | 1 794 388* |
| LIGHT INDUSTRY | 20 | 1 071 370 | 192 889 | 6 737 524 | 618 265 |
| NON-FERROUS METALLURGY | 19 | 235 940 | 45 381 | 2 467 741 | 94 041 |
| FERROUS METALLURGY | 20 | 1 933 669 | 2 272 357 | 3 031 442 | 2 930 444 |
| TOTAL | | 24 067 932 | 8 207 266 | 110 599 099 | 17 805 081 |

LIST OF NECESSARY FACTORIES FOR DEVELOPMENT IN THE RK

| № | CNFEA | NAME | IMPORT RK | | IMPORT EAEU | | |
|--------------------------------|-------|--------|--|------------------|----------------|------------------|----------------|
| | | | THS US dollars | tons | THS US dollars | tons | |
| OIL AND GAS ENGINEERING | | | | | | | |
| 1 | 1 | 848180 | Shut-off valves for pipelines, boilers, reservoirs, cisterns | 280 212 | 24 987 | 2 101 432 | 164 387 |
| 2 | 2 | 841480 | Air/vacuum pumps, air/gas compressors and fans | 202 197 | 7 617 | 735 144 | 63 415 |
| 3 | 3 | 847989 | Mobile mine support with hydraulic drive | 156 285 | 10 879 | 1 298 713 | 92 161 |
| 4 | 4 | 841370 | Liquid pumps with flow meters | 117 612 | 10 062 | 861 926 | 91 755 |
| 5 | 5 | 842121 | Equipment for filtering or purifying water | 75 396 | 9 245 | 262 028 | 16 479 |
| 6 | 6 | 847480 | Equipment for sorting, grinding stone, ores or other minerals | 67 155 | 6 033 | 103 552 | 11 624 |
| 7 | 7 | 841391 | Liquid Pump Housings and Gear Shaft | 65 919 | 4 493 | 203 170 | 14 980 |
| 8 | 8 | 841490 | Air/vacuum pump spare parts | 63 722 | 4 262 | 165 186 | 8 161 |
| 9 | 9 | 842199 | Centrifuges, centrifugal dryers | 60 522 | 7 234 | 437 772 | 34 224 |
| 10 | 10 | 841350 | Reciprocating positive displacement pumps | 52 576 | 8 288 | 302 586 | 13 679 |
| 11 | 11 | 842129 | Equipment for reducing gas content in formation fluid and further supply | 44 585 | 8 025 | 254 461 | 10 169 |
| 12 | 12 | 842123 | Oil/fuel filter in internal combustion engines | 43 853 | 1 136 | 379 486 | 39 449 |
| 13 | 13 | 842230 | Equipment for filling and sealing with caps or lids | 40 036 | 1 833 | 278 725 | 5 789 |
| 14 | 14 | 848190 | Spare parts for shut-off valves, boilers, tanks | 36 394 | 3 937 | 143 349 | 10 524 |
| 15 | 15 | 84198 | Heating machines, units and equipment | 35 556 | 1 656 | 1 050 965 | 70 210 |
| 16 | 16 | 841360 | Hydraulic pumps for cars | 34 166 | 2 470 | 204 923 | 11 199 |
| 17 | 17 | 841221 | Power Units and Cylinders | 32 962 | 1 662 | 347 331 | 32 675 |
| 18 | 18 | 841330 | Fuel and oil pumps for internal combustion engines | 32 582 | 2 434 | 336 605 | 14 325 |
| 19 | 19 | 848490 | Sets of gaskets and similar connecting elements | 27 820 | 930,2 | 73 072 | 1 248 |
| 20 | 20 | 842131 | Air filters for internal combustion engines | 20 677 | 536 | 155 044 | 14 155 |
| TOTAL | | | | 1 490 227 | 117 719 | 9 695 470 | 720 608 |

LIST OF NECESSARY FACTORIES FOR DEVELOPMENT IN THE RK

| № | CNFEA | NAME | IMPORT RK | | IMPORT EAEU | | |
|-----------------------------------|-------|--------|---|------------------|----------------|------------------|----------------|
| | | | THS US dollars | Tons | THS US dollars | tons | |
| ELECTROTECHNICAL MACHINERY | | | | | | | |
| 21 | 1 | 850440 | Static converters | 153 285 | 9 032 | 1 235 679 | 43 691 |
| 22 | 2 | 850231 | Wind power generator sets | 129 385 | 2 249 | 1 428 135 | 19 998 |
| 23 | 3 | 854449 | Cable and wire products | 129 260 | 22 706 | 491 184 | 70 075 |
| 24 | 4 | 853710 | Electrical distribution equipment for voltage not exceeding 1000 V | 128 229 | 19 142 | 455 809 | 95 949 |
| 25 | 5 | 940510 | Electrical lighting equipment | 119 286 | 8 431 | 588 620 | 23 697 |
| 26 | 6 | 842139 | Centrifuges, including centrifugal dryers | 85 781 | 10 792 | 293 853 | 38 347 |
| 27 | 7 | 940540 | Lamps in a metal case | 73 143 | 8 686 | 575 370 | 40 912 |
| 28 | 8 | 840999 | Spare parts for piston internal combustion engines for agricultural machinery | 70 859 | 3 799 | 241 075 | 14 086 |
| 29 | 9 | 853720 | Electrical distribution equipment for voltages over 1000 V | 64 823 | 5 927 | 347 638 | 28 278 |
| 30 | 10 | 841459 | Engine cooling fan | 61 187 | 10 308 | 268 161 | 59 223 |
| 31 | 11 | 841510 | Window or wall type air conditioners | 59 341 | 3 936 | 299 280 | 19 606 |
| 32 | 12 | 854370 | Infrared remote controls | 59 179 | 13 680 | 98 136 | 15 362 |
| 33 | 13 | 841850 | Refrigerated display cases and cabinets | 48 060 | 3 145 | 186 403 | 18 089 |
| 34 | 14 | 840310 | Central heating boilers | 46 170 | 7 930 | 76 050 | 11 602 |
| 35 | 15 | 840890 | Internal combustion engines for rail transport | 39 329 | 2 681 | 175 983 | 8 216 |
| 36 | 16 | 850220 | Electric generating sets with internal combustion engines with spark ignition | 36 959 | 3 249 | 359 587 | 36 521 |
| 37 | 17 | 854460 | Electrical conductors | 33 061 | 366 | 705 231 | 10 187 |
| 38 | 18 | 854511 | Carbon electrodes for furnaces | 13 071 | 2 767 | 113 869 | 13 434 |
| 39 | 19 | 850153 | Electric motors and generators with power over 75 kW | 1,8 | 0,6 | 568 222 | 76 213 |
| 40 | 20 | 841950 | Heat exchangers | 0 | 0 | 301 860 | 31 345 |
| TOTAL | | | | 1 350 411 | 138 825 | 8 810 145 | 674 831 |

LIST OF NECESSARY FACTORIES FOR DEVELOPMENT IN THE RK

| № | CNFEA | NAME | IMPORT RK | | IMPORT EAEU | | |
|---|-------|--------|---|----------------|----------------|------------------|----------------|
| | | | THS US dollars | tons | THS US dollars | tons | |
| AGRICULTURAL MACHINERY ENGINEERING | | | | | | | |
| 41 | 1 | 870193 | CX tractors with a power of 37 - 75 kW | 87 187 | 26 604 | 198 677 | 45 470 |
| 42 | 2 | 870195 | Wheeled utility tractor (industrial) | 75 026 | 7 945 | 197 717 | 18 537 |
| 43 | 3 | 843239 | Tractor mounted seeders | 54 862 | 8 647 | 74 218 | 7 773 |
| 44 | 4 | 843351 | Combine harvesters | 51 638 | 3 436 | 179 094 | 17 824 |
| 45 | 5 | 843229 | Harrows, rippers, cultivators, weeders and hoes | 41 879 | 10 565 | 151 164 | 33 676 |
| 46 | 6 | 842482 | Devices for throwing, spraying or dispersing liquids or powders | 36 207 | 7 048 | 200 759 | 27 878 |
| 47 | 7 | 843352 | Machines and mechanisms for threshing | 32 363 | 3 619 | 67 115 | 11 843 |
| 48 | 8 | 843290 | Spare parts for machines for soil preparation and tillage | 31 144 | 7 061 | 285 307 | 55 871 |
| 49 | 9 | 843390 | Balers, presses for baling straw or hay | 29 801 | 3 654 | 205 643 | 29 318 |
| 50 | 10 | 843359 | Semi-trailer combine harvesters for attachment to tractors | 28 893 | 3 466 | 220 034 | 21 237 |
| 51 | 11 | 843340 | Presses for packaging straw or hay into bales, balers | 18 542 | 5 193 | 69 570 | 22 509 |
| 52 | 12 | 843231 | Seeders, planters and transplanters | 16 122 | 4 163 | 119 369 | 10 628 |
| 53 | 13 | 870194 | CX tractors with power 75 - 130 kW | 16 026 | 3 067 | 156 393 | 24 150 |
| 54 | 14 | 842449 | Sprayers for Agriculture/Horticulture | 14 110 | 964 | 83 692 | 6 489 |
| 55 | 15 | 843221 | Disc harrows | 11 482 | 2 574 | 40 869 | 7 002 |
| 56 | 16 | 843629 | Technological equipment for keeping and raising poultry | 9 297 | 909 | 69 935 | 12 404 |
| 57 | 17 | 843610 | Machines and mechanisms for preparing animal feed | 8 990 | 974 | 46 934 | 6 211 |
| 58 | 18 | 843320 | Mounted mowers for cutting grass | 8 684 | 1 709 | 47 808 | 10 277 |
| 59 | 19 | 843680 | Mechanical device for supplying water to animals | 8 568 | 955 | 397 562 | 38 907 |
| 60 | 20 | 843621 | Incubators and brooders | 3 986 | 220 | 7 073 | 423 |
| TOTAL | | | | 584 807 | 102 773 | 2 818 933 | 408 427 |

LIST OF NECESSARY FACTORIES FOR DEVELOPMENT IN THE RK

| № | CNFEA | NAME | IMPORT RK | | IMPORT EAEU | | |
|---------------------------|-------|--------|--|----------------|----------------|----------------|----------------|
| | | | THS US dollars | tons | THS US dollars | tons | |
| RAILROAD MACHINERY | | | | | | | |
| 61 | 1 | 860719 | Rough locomotive axle | 85 968 | 36 774 | 349 323 | 229 613 |
| 62 | 2 | 860699 | Platform for transportation of large-capacity containers and tank containers | 51 120 | 2 884 | 71 467 | 42 644 |
| 63 | 3 | 860310 | Open railway/tram passenger, goods or luggage platforms | 31 578 | 13 037 | 23 554 | 1 277 |
| 64 | 4 | 860691 | Freight non-self-propelled wagons | 30 686 | 15 150 | 9 312 | 10 520 |
| 65 | 5 | 860799 | Spare parts for railway rolling stock | 25 502 | 1 579 | 115 407 | 10 582 |
| 66 | 6 | 860500 | Railway/tram passenger cars | 24 400 | 32 273 | 58 088 | 2 959 |
| 67 | 7 | 860110 | Railway locomotives, powered by an external source of electricity | 23 395 | 35 732 | 6 250 | 520 |
| 68 | 8 | 860610 | Tank cars | 18 969 | 4 695 | 26 838 | 28 350 |
| 69 | 9 | 860711 | Driving trolleys | 13 729 | 8 430 | 4 836 | 260 |
| 70 | 10 | 860800 | Mechanical signaling equipment | 13 354 | 824 | 47 488 | 26 171 |
| 71 | 11 | 860791 | Silencers | 12 444 | 4323 | 14 563 | 2 113 |
| 72 | 12 | 860210 | Diesel-electric locomotives | 12 273 | 1 144 | 3 248 | 660 |
| 73 | 13 | 860630 | Self-unloading cars | 10 717 | 1 535 | 18 980 | 10 353 |
| 74 | 14 | 860721 | Air brakes | 10 542 | 690 | 44 675 | 11 791 |
| 75 | 15 | 860730 | Hooks and couplings | 7 644 | 428 | 54 940 | 15 745 |
| 76 | 16 | 860729 | Rail electromechanical tram braking system | 7 459 | 1 606 | 8 186 | 1 134 |
| 77 | 17 | 860400 | Workshop cars, cranes, tamping machines | 5 877 | 3 367 | 3 876 | 181 |
| 78 | 18 | 860692 | Freight cars | 4 442 | 262 | 23 570 | 20 571 |
| 79 | 19 | 860712 | Trolleys of underground suspended monorail transport systems | 2 184 | 135 | 8 351 | 740 |
| 80 | 20 | 860290 | Diesel-hydraulic locomotives 2-axle | 1 305 | 120 | 10 934 | 586 |
| TOTAL | | | | 393 588 | 164 988 | 903 886 | 416 770 |

LIST OF NECESSARY FACTORIES FOR DEVELOPMENT IN THE RK

| № | CNFEA | NAME | IMPORT RK | | IMPORT EAEU | | |
|-------------------------|-------|--------|--|------------------|-----------------------|------------------|----------------|
| | | | <i>THS US dollars</i> | <i>tons</i> | <i>THS US dollars</i> | <i>tons</i> | |
| MINING MACHINERY | | | | | | | |
| 81 | 1 | 842951 | Single-bucket front loaders | 176 118 | 19 039 | 604 910 | 138 639 |
| 82 | 2 | 842952 | Full rotation machines | 149 301 | 25 837 | 1 129 692 | 236 622 |
| 83 | 3 | 870410 | Dump trucks designed for use in off-road conditions | 126 102 | 24 821 | 834 512 | |
| 84 | 4 | 847490 | Equipment for sorting and screening of solid minerals | 125 884 | 32 677 | 262 256 | 62 147 |
| 85 | 5 | 847420 | Chopping or grinding machines | 70 484 | 10 995 | 243 068 | 29 943 |
| 86 | 6 | 843149 | Cast iron/cast tracked chassis of full-moving vehicles | 60 647 | 13 961 | 587 865 | 151 752 |
| 87 | 7 | 847410 | Machines for sorting, screening, separation or washing | 50 537 | 2 747 | 244 627 | 19 899 |
| 88 | 8 | 843041 | Self-propelled drilling / tunneling machines | 42 684 | 4 108 | 285 799 | 20 878 |
| 89 | 9 | 847439 | Mixing and Stirring Machines | 33 980 | 5 046 | 18 336 | 2 451 |
| 90 | 10 | 847910 | Equipment for public works and construction | 33 500 | 4 863 | 204 273 | 17 623 |
| 91 | 11 | 842959 | Mechanical shovels, excavators and single-bucket loaders | 28 126 | 2 933 | 312 420 | 42 352 |
| 92 | 12 | 842911 | Crawler bulldozers with fixed and rotating blades | 27 221 | 6 268 | 509 926 | 74 321 |
| 93 | 13 | 847431 | Concrete mixers and mortar mixers | 21 752 | 2 945 | 84 151 | 19 360 |
| 94 | 14 | 843143 | Valve type hydraulic hammer drill | 16 444 | 2 667 | 155 886 | 15 409 |
| 95 | 15 | 842920 | Graders and planners | 15 096 | 1 131 | 101 705 | 13 939 |
| 96 | 16 | 842940 | Tamping machines and road rollers | 13 245 | 1 164 | 147 948 | 30 374 |
| 97 | 17 | 870130 | Tracked tractors | 11 058 | 3 850 | 47 075 | 3 267 |
| 98 | 18 | 843049 | Drilling and tunneling machines | 10 435 | 2 141 | 54 759 | 5 103 |
| 99 | 19 | 847432 | Concrete mixers | 7 405 | 2 554 | 50 002 | 11 539 |
| 100 | 20 | 845420 | Foundry ladles | 4 430 | 632 | 2 950 | 736 |
| TOTAL | | | | 1 024 449 | 170 379 | 5 882 160 | 896 354 |

LIST OF NECESSARY FACTORIES FOR DEVELOPMENT IN THE RK

| № | CNFEA | NAME | IMPORT RK | | IMPORT EAEU | | |
|------------------|-------|--------|---|------------------|----------------|-------------------|------------------|
| | | | THS US dollars | tons | THS US dollars | tons | |
| MACHINERY | | | | | | | |
| 101 | 1 | 847150 | Data processing units, servers | 1 125 739 | 1 801 | 1 881 252 | 8 702 |
| 102 | 2 | 870323 | Passenger cars with internal combustion engines 1500 - 3000 cm3 | 936 650 | 82 936 | 2 887 248 | 242 517 |
| 103 | 3 | 851712 | Cell Phones | 819 607 | 65 598 | 8 237 076 | 16 865 |
| 104 | 4 | 870710 | Bodies for motor vehicles | 780 259 | 705 | 1 855 999 | 133 730 |
| 105 | 5 | 880240 | Aircraft | 716 113 | 26 953 | 5 421 | 33 |
| 106 | 6 | 848180 | Shut-off valves for pipelines, boilers, tanks | 548 472 | 2 075 | 2 101 432 | 164 387 |
| 107 | 7 | 847130 | Portable personal computer | 427 636 | 53 880 | 3 497 728 | 15 596 |
| 108 | 8 | 870322 | Passenger cars with internal combustion engines 1000 -1500 cm3 | 387 503 | 2 021 | 933 450 | 102 824 |
| 109 | 9 | 851762 | Modems, routers | 348 420 | 2 031 | 2 511 007 | 20 728 |
| 110 | 10 | 852872 | Color image receivers for television communications | 280 212 | 24 988 | 521 018 | 20 796 |
| 111 | 11 | 840734 | Piston engines with a cylinder displacement of more than 1000 cm3 | 276 595 | 9 087 | 1 336 478 | 129 732 |
| 112 | 12 | 870324 | Passenger cars with internal combustion engines over 3000 cm3 | 221 346 | 36 644 | 1 350 916 | 54 523 |
| 113 | 13 | 850440 | Static converters | 202 197 | 7 618 | 1 235 679 | 43 691 |
| 114 | 14 | 850231 | Wind power generator sets | 153 285 | 9 032 | 113 869 | 13 434 |
| 115 | 15 | 870899 | Car parts | 132 301 | 36 858 | 1 378 044 | 228 412 |
| 116 | 16 | 841480 | Air/vacuum pumps, air/gas compressors | 129 385 | 2 249 | 735 144 | 63 415 |
| 117 | 17 | 854449 | Electrical conductors for voltage not exceeding 1000 V | 129 260 | 22 706 | 491 184 | 70 075 |
| 118 | 18 | 853710 | Consoles, panels, consoles, tables, distribution boards | 125 885 | 32 677 | 1 428 135 | 19 998 |
| 119 | 19 | 842951 | Single-bucket front loaders | 106 694 | 10 747 | 604 910 | 138 639 |
| 120 | 20 | 847180 | Computer devices | 69 143 | 116 | 491 872 | 1 607 |
| TOTAL | | | | 7 916 702 | 430 722 | 33 597 862 | 1 489 704 |

LIST OF NECESSARY FACTORIES FOR DEVELOPMENT IN THE RK

| № | CNFEA | NAME | IMPORT RK | | IMPORT EAEU | | |
|-----------------------------|-------|--------|---|------------------|----------------|-------------------|------------------|
| | | | THS US dollars | tons | THS US dollars | tons | |
| AUTOMOBILE MACHINERY | | | | | | | |
| 121 | 1 | 870323 | Passenger cars with internal combustion engines 1500 - 3000 cm3 | 936650 | 82936 | 1 855 999 | 133 730 |
| 122 | 2 | 870710 | Bodies for passenger cars (vehicle kits) | 819607 | 65598 | 2 887 248 | 242 517 |
| 123 | 3 | 870322 | Passenger cars with internal combustion engines 1000 -1500 cm3 | 716113 | 26953 | 1 350 916 | 54 523 |
| 124 | 4 | 840734 | Engines with a cylinder capacity of more than 1000 cm3 | 427636 | 53880 | 1 336 478 | 129 732 |
| 125 | 5 | 870324 | Passenger cars with internal combustion engines over 3000 cm3 | 132301 | 36858 | 1 378 044 | 228 412 |
| 126 | 6 | 870899 | Engine compartment insulator | 117539 | 16641 | 124 023 | 23 237 |
| 127 | 7 | 870790 | Bodies of special vehicles (machine kits) | 113408 | 44645 | 1 068 012 | 211 602 |
| 128 | 8 | 870423 | Trucks with a gross vehicle weight of more than 20 tons | 113408 | 44645 | 983 938 | 270 373 |
| 129 | 9 | 870870 | Running wheels | 108490 | 6238 | 1 732 780 | 115 322 |
| 130 | 10 | 870120 | Wheeled tractors - truck tractors | 107380 | 16733 | 1 098 667 | 187 052 |
| 131 | 11 | 870840 | Gearboxes and their spare parts for vehicles | 106694 | 10747 | 933 450 | 102 824 |
| 132 | 12 | 870510 | Mobile cranes | 76351 | 13711 | 823 119 | 124 835 |
| 133 | 13 | 870431 | Trucks with a gross vehicle weight of not more than 5 tons | 75356 | 5915 | 25 797 | 3 925 |
| 134 | 14 | 870880 | Suspension systems and parts thereof for vehicles (including shock absorbers) | 73496 | 45791 | 467 855 | 108 918 |
| 135 | 15 | 840820 | Piston diesel internal combustion engines | 65574 | 6429 | 91 777 | 10 197 |
| 136 | 16 | 871639 | Trailers and semi-trailers for transporting goods | 52609 | 16425 | 177 965 | 32 257 |
| 137 | 17 | 870850 | Drive axles with differential assembly | 50101 | 5818 | 1 098 689 | 94 056 |
| 138 | 18 | 870590 | Specialized vehicles | 44902 | 10068 | 2 349 586 | 312 152 |
| 139 | 19 | 870600 | Chassis with installed engines for cars | 28242 | 5099 | 19 113 | 19 113 |
| 140 | 20 | 870829 | Cabins for vehicles | 898 | 415 | 971 249 | 117 866 |
| TOTAL | | | | 4 166 754 | 515 545 | 20 774 705 | 2 522 643 |

LIST OF NECESSARY FACTORIES FOR DEVELOPMENT IN THE RK

| № | CNFEA | NAME | IMPORT RK | | IMPORT EAEU | | |
|-------------------|-------|--------|--|------------------|----------------|------------------|----------------|
| | | | THS US dollars | tons | THS US dollars | tons | |
| APPLIANCES | | | | | | | |
| 141 | 1 | 852872 | Color image receivers for television communications | 276 595 | 9 086 | 521 018 | 20 796 |
| 142 | 2 | 845011 | Washing machines | 141 897 | 36 966 | 282 109 | 79 225 |
| 143 | 3 | 841810 | Combination refrigerator-freezers with separate external doors | 128 229 | 19 142 | 476 488 | 112 216 |
| 144 | 4 | 851660 | Stoves, electric stoves, electric stoves | 127 766 | 25 201 | 732 628 | 127 195 |
| 145 | 5 | 841510 | Air conditioners | 97 610 | 14 140 | 455 809 | 95 949 |
| 146 | 6 | 850811 | Vacuum cleaners | 50 592 | 2 196 | 566 654 | 34 344 |
| 147 | 7 | 841830 | Freezers | 49 531 | 11 467 | 98 674 | 25 654 |
| 148 | 8 | 851679 | Electric heating devices | 39 808 | 3 172 | 388 959 | 50 301 |
| 149 | 9 | 850940 | Mixers, juicers | 39 800 | 4 175 | 363 107 | 37 482 |
| 150 | 10 | 850819 | Vacuum cleaners with built-in electric motor | 35 424 | 3 751 | 250 470 | 36 615 |
| 151 | 11 | 732111 | Gas hobs | 28 247 | 5 444 | 208 629 | 40 412 |
| 152 | 12 | 851640 | Electric irons | 25 589 | 3 165 | 160 716 | 11 863 |
| 153 | 13 | 842211 | Dishwashers | 21 494 | 3 687 | 304 897 | 54 907 |
| 154 | 14 | 851650 | microwaves | 18 022 | 1 041 | 216 069 | 55 171 |
| 155 | 15 | 841840 | Vertical freezers | 7 157 | 737 | 93 324 | |
| 156 | 16 | 850980 | Electric toothbrushes | 15 244 | 1 726 | 272 586 | 16 488 |
| 157 | 17 | 841460 | Fume hoods/cabinets | 14 771 | 1 053 | 116 115 | 18 578 |
| 158 | 18 | 851631 | Electric hair dryers | 12 567 | 2 568 | 93 761 | 5 586 |
| 159 | 19 | 851671 | Electric kettles | 12 142 | 718 | 232 027 | 12 234 |
| 160 | 20 | 845210 | Household sewing machines | 6 929 | 469 | 65 896 | 5 754 |
| TOTAL | | | | 1 159 414 | 149 904 | 5 899 936 | 840 770 |

LIST OF NECESSARY FACTORIES FOR DEVELOPMENT IN THE RK

| № | CNFEA | NAME | IMPORT RK | | IMPORT EAEU | | |
|-------------------------------|-------|--------|--|----------------|------------------|------------------|------------------|
| | | | THS US dollars | tons | THS US dollars | tons | |
| CONSTRUCTION MATERIALS | | | | | | | |
| 161 | 1 | 481420 | Paper wallpaper | 64 342 | 16 779 | 142 545 | 43 652 |
| 162 | 2 | 700529 | Sheet glass | 59 719 | 145 164 | 74 545 | 116 473 |
| 163 | 3 | 680610 | Slag wool, mineral silicate wool and similar mineral wools | 57 581 | 73 240 | 88 166 | 82 901 |
| 164 | 4 | 690410 | Ceramic bricks | 64 193 | 1 001 825 | 74 423 | 327 021 |
| 165 | 5 | 252329 | Portland cement | 48 081 | 823 353 | 85 912 | 1 814 687 |
| 166 | 6 | 690721 | Ceramic plates (water absorption coefficient no more than 0.5 wt.%) | 55 986 | 122 645 | 306 406 | 741 380 |
| 167 | 7 | 392010 | Plates, sheets, film, foil and strips or strips of ethylene polymers | 58 413 | 23 877 | 320 193 | 131 260 |
| 168 | 8 | 391810 | Linoleum | 39 101 | 15 708 | 211 075 | 101 314 |
| 169 | 9 | 690210 | Refractory bricks (containing more than 50 wt.% Mg, Ca, Cr) | 43 586 | 28 260 | 128 051 | 37 774 |
| 170 | 10 | 690723 | Ceramic plates (water absorption coefficient more than 10 wt.%) | 34 112 | 135 278 | 72 135 | 280 685 |
| 171 | 11 | 381600 | Refractory cements, mortars | 29 471 | 28 218 | 188 058 | 255 457 |
| 172 | 12 | 690740 | Ceramic finishing products | 24 113 | 70 698 | 38 129 | 55 812 |
| 173 | 13 | 391620 | Vinyl chloride polymer monofilament | 31 409 | 12 697 | 94 090 | 49 530 |
| 174 | 14 | 690220 | Refractory bricks (contains more than 50 wt.% alumina, belt earth) | 37 286 | 50 647 | 116 142 | 52 955 |
| 175 | 15 | 691090 | Ceramic sanitary products | 34 989 | 29 553 | 67 567 | 39 044 |
| 176 | 16 | 690722 | Ceramic plates (water absorption coefficient 0.5 wt.%-10 wt.%) | 28 521 | 104 540 | 71 661 | 198 366 |
| 177 | 17 | 391739 | Plastic pipes, tubes and hoses | 23 738 | 5 161 | 176 924 | 35 580 |
| 178 | 18 | 391740 | Plastic fittings | 28 141 | 5 450 | 175 977 | 21 473 |
| 179 | 19 | 680710 | Roofing and facing materials based on bitumen | 34 738 | 62 403 | 42 020 | 16 982 |
| 180 | 20 | 590490 | Textile based flooring | 16 009 | 7 538 | 20 502 | 5 490 |
| TOTAL | | | | 813 529 | 2 763 034 | 2 494 521 | 4 407 836 |

LIST OF NECESSARY FACTORIES FOR DEVELOPMENT IN THE RK

| № | CNFEA | NAME | IMPORT RK | | IMPORT EAEU | | |
|--------------------------|-------|--------|---|------------------|------------------|------------------|------------------|
| | | | THS US dollars | tons | THS US dollars | tons | |
| CHEMICAL INDUSTRY | | | | | | | |
| 181 | 1 | 390120 | Polyethylene with a specific gravity of 0.94 or more | 222 525 | 180 990 | 508 358 | 195 963 |
| 182 | 2 | 380893 | Herbicides, anti-emergents and plant growth regulators | 198 805 | 22 510 | 604 734 | 24 216 |
| 183 | 3 | 340220 | Surfactants, detergents, cleaning agents | 193 559 | 93 141 | 463 742 | 737 477 |
| 184 | 4 | 382200 | Diagnostic/laboratory reagents | 86 930 | 1 751 | 528 705 | 15 657 |
| 185 | 5 | 330499 | Cosmetics for makeup and skin care, incl. means for and against tanning; for manicure or pedicure | 133 449 | 15 671 | 853 071 | 43 814 |
| 186 | 6 | 382499 | Binders for the production of foundry molds | 160 237 | 41 059 | 717 319 | 45 750 |
| 187 | 7 | 390410 | Polyvinyl chloride | 92 935 | 79 404 | 406 641 | 91 941 |
| 188 | 8 | 330210 | Blends and essential oils for the food or beverage industry | 110 854 | 3 941 | 572 050 | 5 063 |
| 189 | 9 | 381519 | Catalysts and reaction accelerators | 56 391 | 13 000 | 132 095 | 13 001 |
| 190 | 10 | 310230 | Ammonium nitrate | 121 956 | 217 864 | 192 211 | 324 524 |
| 191 | 11 | 283620 | Soda Ash | 84 906 | 302 715 | 98 926 | 52 351 |
| 192 | 13 | 330300 | Perfume and eau de toilette | 58 154 | 3 015 | 426 041 | 4 299 |
| 193 | 14 | 390690 | Acrylic polymers in primary forms | 74 012 | 31 007 | 452 948 | 33 782 |
| 194 | 15 | 390210 | Polypropylene | 52 601 | 30 532 | 235 548 | 140 059 |
| 195 | 16 | 321410 | Putties, resin cements, sealing compounds and other types of mastics, primers and putties | 68 593 | 26 081 | 259 413 | 49 337 |
| 196 | 17 | 390110 | Polyethylene in primary forms with a specific gravity of less than 0.94 | 57 970 | 36 493 | 319 087 | 9 486 |
| 197 | 18 | 330510 | Shampoos | 62 678 | 23 812 | 243 125 | 30 220 |
| 198 | 19 | 380892 | Fungicides | 33 701 | 2 478 | 385 329 | 3 839 |
| 199 | 20 | 283711 | Cyanides and sodium cyanide oxides | 56 816 | 17 286 | 84 431 | 19 359 |
| TOTAL | | | | 1 927 072 | 1 142 750 | 7 483 774 | 1 794 388 |

LIST OF NECESSARY FACTORIES FOR DEVELOPMENT IN THE RK

| № | CNFEA | NAME | IMPORT RK | | IMPORT EAEU | | |
|-----------------------|-------|--------|--|------------------|-----------------------|------------------|----------------|
| | | | <i>THS US dollars</i> | <i>tons</i> | <i>THS US dollars</i> | <i>tons</i> | |
| LIGHT INDUSTRY | | | | | | | |
| 200 | 1 | 640291 | Shoes made of rubber or plastic that cover the ankle | 358 258 | 51 793 | 509 941 | 66 802 |
| 201 | 2 | 611595 | Hosiery and shoes without soles, knitted from cotton yarn | 72 799 | 26 665 | 447 378 | 33 036 |
| 202 | 3 | 620342 | Men's trousers, overalls with bibs and straps, breeches and shorts made of cotton yarn | 56 054 | 3 052 | 342 767 | 20 522 |
| 203 | 4 | 940490 | Mattress bases and bedding (mattresses, quilts, duvets, cushions, poufs and pillows) | 47 986 | 28 544 | 63 559 | 11 836 |
| 204 | 5 | 570242 | Pile carpets, made of chemical textile materials | 46 215 | 15 794 | 118 247 | 34 851 |
| 205 | 6 | 610910 | Knitted T-shirts, sweatshirts with sleeves made of cotton yarn | 45 804 | 5 439 | 531 353 | 40 439 |
| 206 | 7 | 621210 | Bras | 44 720 | 1 961 | 156 363 | 5 574 |
| 207 | 8 | 640299 | Rubber or plastic shoes | 38 107 | 2 980 | 1 042 380 | 86 286 |
| 208 | 9 | 640419 | Shoes with rubber or plastic soles | 36 135 | 1 843 | 633 763 | 66 204 |
| 209 | 10 | 640391 | Leather shoes covering the ankle with soles made of rubber, plastic and leather | 34 229 | 1 157 | 448 193 | 30 322 |
| 210 | 11 | 610821 | Knitted women's panties and pantaloons made of cotton yarn | 33 497 | 1 365 | 106 054 | 3 828 |
| 211 | 12 | 640399 | Leather shoes with soles made of rubber, plastic and leather | 31 795 | 851 | 737 895 | 31 570 |
| 212 | 13 | 611020 | Knitted sweaters, pullovers, jumpers, vests made of cotton yarn | 31 155 | 1 676 | 384 571 | 27 415 |
| 213 | 14 | 611522 | Tights made of synthetic threads | 30 743 | 4 292 | 43 297 | 2 795 |
| 214 | 15 | 620462 | Women's trousers, overalls with bibs and straps, breeches and shorts made of cotton yarn | 29 874 | 1 540 | 318 772 | 22 249 |
| 215 | 16 | 591131 | Textile materials, felt or felt | 29 514 | 19 427 | 5 346 | 31 |
| 216 | 17 | 611030 | Knitted sweaters, pullovers, jumpers, vests made of chemical threads | 27 395 | 1 200 | 342 334 | 18 446 |
| 217 | 18 | 630533 | Bags and packaging bags made of polyethylene or polypropylene | 26 658 | 15 893 | 146 898 | 62 349 |
| 218 | 19 | 630790 | Knitted finished products from felt or felt | 25 522 | 1 830 | 101 657 | 31 813 |
| 219 | 20 | 630260 | Toilet and kitchen linen made from terry toweling fabrics made from cotton yarn | 24 910 | 5 587 | 256 756 | 21 897 |
| TOTAL | | | | 1 071 370 | 192 889 | 6 737 524 | 618 265 |

LIST OF NECESSARY FACTORIES FOR DEVELOPMENT IN THE RK

| № | CNFEA | NAME | IMPORT RK | | IMPORT EAEU | | |
|-------------------------------|-------|--------|---|----------------|----------------|------------------|---------------|
| | | | THS US dollars | tons | THS US dollars | tons | |
| NON-FERROUS METALLURGY | | | | | | | |
| 220 | 1 | 760110 | Aluminum, unalloyed, untreated | 1 848 | 548 | 77 155 | 25 752 |
| 221 | 2 | 760429 | Rods and profiles made of aluminum alloys | 25 417 | 5 946 | 86 406 | 15 462 |
| 222 | 3 | 740819 | Refined copper wire | 25 876 | 4 107 | 68 712 | 4 691 |
| 223 | 4 | 760612 | Sheets of aluminum alloys with a thickness of more than 0.2 mm, | 54 882 | 10 254 | 146 361 | 14 978 |
| 224 | 5 | 760511 | Aluminum wire with a diameter of more than 7 mm | 17 896 | 5 649 | 23 673 | 7 393 |
| 225 | 6 | 810990 | Zirconium and products made from it | 0 | 0 | - | - |
| 226 | 7 | 800110 | Untreated unalloyed tin | 17 872 | 488 | 33 869 | 493 |
| 227 | 8 | 760421 | Hollow profiles made of aluminum alloys | 15 389 | 2 778 | 73 777 | 8 138 |
| 228 | 9 | 741220 | Fittings for pipes and tubes made of copper alloys | 14 905 | 1 337 | 235 155 | 1 594 |
| 229 | 10 | 740811 | Refined copper wire with a diameter of more than 6 mm | 3 871 | 405 | 20 433 | 1 853 |
| 230 | 11 | 760611 | Sheets of unalloyed aluminum with a thickness of more than 0.2 mm | 9 218 | 2 035 | 26 119 | 189 |
| 231 | 12 | 281820 | Alumina | 10 614 | 5 940 | 1 443 482 | 6 057 |
| 232 | 13 | 741110 | Refined copper pipes and tubes | 5 634 | 508 | 146 849 | 644 |
| 233 | 14 | 740919 | Refined copper sheets with a thickness of more than 0.15 mm | 6 454 | 1 691 | 11 799 | 41 |
| 234 | 15 | 760320 | Aluminum powders | 5 696 | 1 199 | 6 830 | 1 248 |
| 235 | 16 | 741122 | Pipes and tubes made of alloys based on copper, nickel and zinc | 3 959 | 325 | 7 215 | 327 |
| 236 | 17 | 760720 | Aluminum foil with a base, no more than 0.2 mm thick | 12 654 | 1 811 | 54 037 | 4 812 |
| 237 | 18 | 740710 | Refined copper rods and profiles | 3 755 | 360 | 5 869 | 369 |
| 238 | 19 | 750720 | Nickel Pipe and Tube Fittings | 4 563 | 37 | 5 424 | 36 |
| | | | TOTAL | 235 940 | 45 381 | 2 467 741 | 94 041 |

LIST OF NECESSARY FACTORIES FOR DEVELOPMENT IN THE RK

| № | CNF EA | NAME | IMPORT RK | | IMPORT EAEU | | |
|---------------------------|--------|--------|--|-------------------|------------------|--------------------|-------------------|
| | | | THS US dollars | tons | THS US dollars | tons | |
| FERROUS METALLURGY | | | | | | | |
| 239 | 1 | 720711 | Semi-finished non-alloy steel containing less than 0.25 wt.% carbon, rectangular, square cross-section | 230 302 | 416 906 | 230 908 | 416 907 |
| 240 | 2 | 721420 | Non-alloy steel bars having notches, projections, grooves or other deformations | 224 685 | 334 164 | 380 465 | 723 675 |
| 241 | 3 | 721499 | Non-alloy steel rods, without further processing | 139 133 | 185 531 | 149 330 | 191 355 |
| 242 | 4 | 720720 | Semi-finished products of iron or non-alloy steel containing 0.25% by weight or more of carbon | 187 020 | 260 136 | 190 168 | 261 586 |
| 243 | 5 | 721070 | Flat rolled iron or non-alloy steel. | 118 181 | 131 867 | 375 162 | 175 199 |
| 244 | 6 | 721650 | Angles, shaped and special profiles made of non-alloy steel. | 105 987 | 106 009 | 126 217 | 10 734 |
| 245 | 7 | 730630 | Welded pipes, tubes and profiles, round cross-section, made of non-alloy steel | 88 157 | 94 151 | 134 940 | 113 172 |
| 246 | 8 | 730661 | Square or rectangular cross-section pipes made of ferrous metals | 81 939 | 90 756 | 150 335 | 278 161 |
| 247 | 9 | 721710 | Uncoated Unalloyed Steel Wire | 75 821 | 88 006 | 93 033 | 98 598 |
| 248 | 10 | 721391 | Hot-rolled rods in loosely wound coils of non-alloy steel, round section | 66 648 | 94 714 | 89 970 | 127 347 |
| 249 | 11 | 721049 | Flat rolled iron or non-alloy steel, clad, galvanized | 34 045 | 36 540 | 317 787 | 98 862 |
| 250 | 12 | 730429 | Casing pipes, tubing and drill pipes for drilling oil or gas wells, of ferrous metals | 107 140 | 69 688 | 195 855 | 71 929 |
| 251 | 13 | 720890 | Flat, hot-rolled, unclad, non-alloy steel, uncoated | 44 313 | 56 174 | 56 422 | 69 173 |
| 252 | 14 | 730511 | Straight-seam pipes for oil and gas pipelines, manufactured by arc welding from ferrous metals | 141 501 | 43 213 | 156 035 | 44 950 |
| 253 | 15 | 730439 | Hollow, seamless pipes, tubes and profiles, round, non-alloy steel | 92 699 | 66 793 | 121 125 | 714 |
| 254 | 16 | 722820 | Silicon-manganese steel rods | 34 240 | 44 471 | 37 602 | 53 955 |
| 255 | 17 | 721631 | Non-alloy steel channels | 52 728 | 50 989 | 73 831 | 58 229 |
| 256 | 18 | 720851 | Unclad flat rolled iron or non-alloy steel | 61 218 | 59 673 | 97 491 | 93 181 |
| 257 | 19 | 722830 | Rods from various alloy steels | 47 912 | 42 576 | 54 766 | 42 717 |
| 258 | 20 | 721632 | I-beams made of iron or non-alloy steel | 28 877 | 29 711 | 36 263 | 32 542 |
| TOTAL | | | | 1 933 669 | 2 272 357 | 3 031 442 | 2 930 444 |
| TOTAL | | | | 24 067 932 | 8 207 266 | 110 599 099 | 17 805 081 |